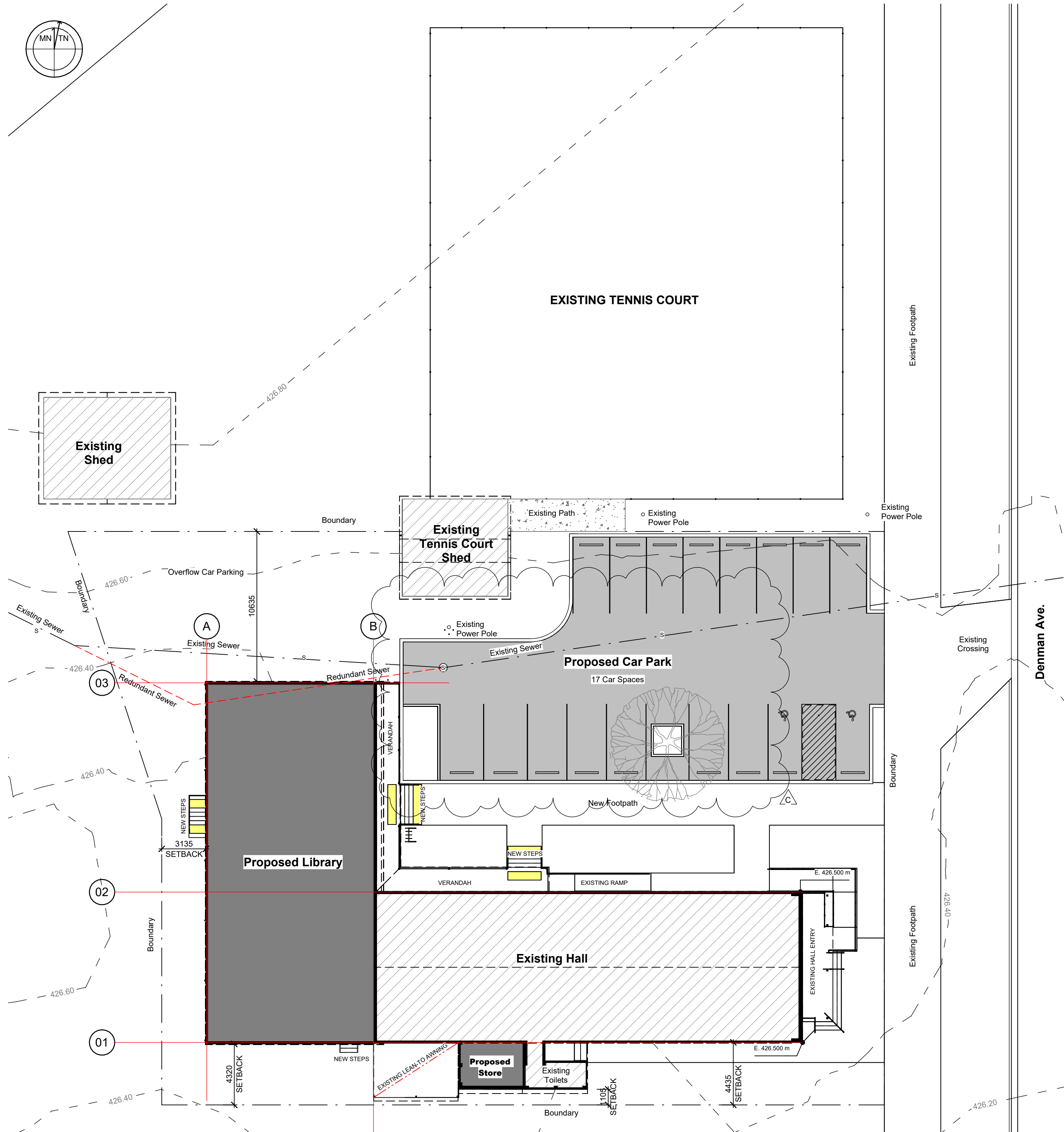


Revision Schedule		
No.	Date	Revision
1	10/07/23	Issued for Development Approval
2	20/07/23	Requested design revisions to Library & Amenities & Reissue for Development Approval
3	10/11/23	Requested design revisions to Library & Amenities & Reissue for Development Approval
A	23/11/23	Modifications to Verandah & Stair balustrades, delete path at rear of building. Issue for Construction Approval.
B	24/11/23	Modification to incorrect location of southern boundary. Store Wall changed to 230 Brick.
C	29/11/23	Carpark Layout Modified to suit TRC Design Drawings



Sediment Control Notes

SEDIMENT AND EROSION CONTROL

SEDIMENT AND EROSION CONTROL SHALL BE EFFECTIVELY MAINTAINED AT ALL TIMES DURING THE COURSE OF CONSTRUCTION AND SHALL NOT BE REMOVED UNTIL THE SITE HAS BEEN STABILISED OR LANDSCAPED TO THE SUPERINTENDENT'S / OWNER'S SATISFACTION.

A SINGLE ALL-WEATHER ACCESS WAY WILL BE PROVIDED AT THE FRONT OF THE PROPERTY, OR AT A LOCATION DESIGNATED BY THE SUPERINTENDENT / OWNER. THE ACCESS SHALL CONSIST OF 90-75 AGGREGATE OR SIMILAR MATERIAL AT A MINIMUM THICKNESS OF 100 LAD OVER NEEDLE-PUNCHED GEOTEXTILE FABRIC AND CONSTRUCTED PRIOR TO COMMENCEMENT OF WORKS.

THE CONTRACTOR SHALL ENSURE THAT NO SPOIL OR FILL ENCRONES UPON ADJACENT AREAS FOR THE DURATION OF WORKS.

THE CONTRACTOR SHALL ENSURE THAT KERBS INLETS AND DRAINS RECEIVING STORMWATER SHALL BE PROTECTED AT ALL TIMES DURING THE CONSTRUCTION WORKS. KERB INLET SEDIMENT TRAPS SHALL BE INSTALLED ALONG THE IMMEDIATE VICINITY ALONG THE STREET FRONTAGE.

SEDIMENT FENCING SHALL BE SECURED BY POST (WHERE METAL STAR PICKETS ARE USED PLASTIC SAFETY CAPS SHALL BE USED) AT 2000 INTERVALS WITH GEOTEXTILE FABRIC EMBEDDED 200 MM SOIL.

ENSURE ALL TOPSOIL STRIPPED FROM THE SITE AND STOCKPILED DOES NOT INTERFERE WITH DRAINAGE LINES AND STORMWATER INLETS AND IS SUITABLY COVERED WITH AN IMPERVIOUS MEMBRANE MATERIAL AND SCREENED BY SEDIMENT FENCING.

SOIL CONSERVATION NOTE:

PRIOR TO COMMENCEMENT OF CONSTRUCTION PROVIDE 'SEDIMENT FENCE', 'SEDIMENT TRAP', AND WASHOUT AREA TO ENSURE THE CAPTURE OF WATER BORNE MATERIAL GENERATED FROM THE SITE.

MAINTAIN THE ABOVE DURING THE COURSE OF CONSTRUCTION AND CLEAR THE 'SEDIMENT TRAP' AFTER EACH STORM.

SEDIMENT TRAP

1000 x 1000 WIDE 500 DEEP PIT, LOCATED AT THE LOWEST POINT TO TRAP SEDIMENT.

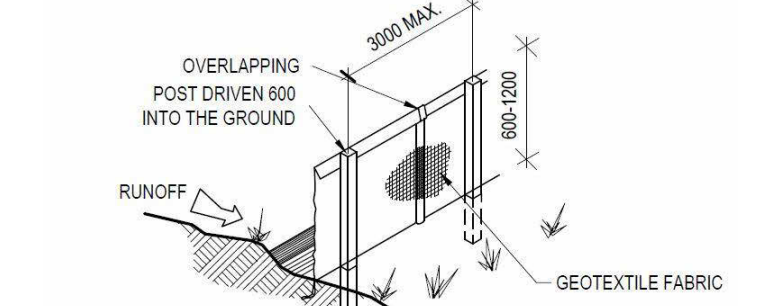
WASHOUT AREA

TO BE 1800 x 1800 ALLOCATED FOR THE WASHING OF TOOLS AND EQUIPMENT:

EDGE BOARD 250 x 50
PEG
SAND 100
EARTH

SEDIMENT FENCE

PROVIDE 'SEDIMENT FENCE' ON DOWN SLOPE BOUNDARY, OR AS SHOWN ON THE PLAN. FABRIC TO BE BURIED BELOW GROUND AT LOWER EDGE.



FOR LARGER WORK AREAS, USE STRAWBALES:

STAKES DRIVEN 600 INTO THE GROUND WITH FIRST STAKE ANGLED TOWARDS PREVIOUSLY Laid BALE

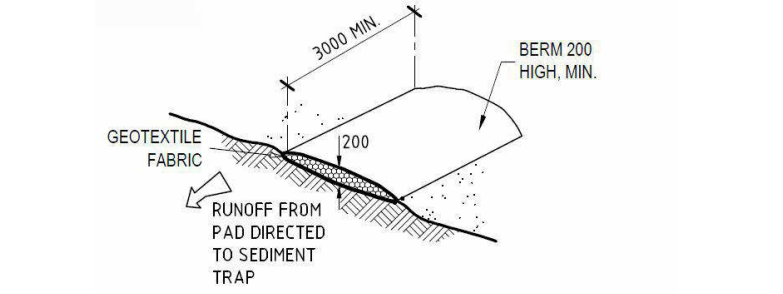
GEOTEXTILE FILTER FABRIC FASTENED ON TOP EDGE

STRAY BALE AND GEOTEXTILE SEDIMENT FILTER

DRAINAGE AREA 0.5 HA. MAX. SLOPE GRADIENT 1:2 MAX. SLOPE LENGTH 50m.

VEHICLE ACCESS TO SITE

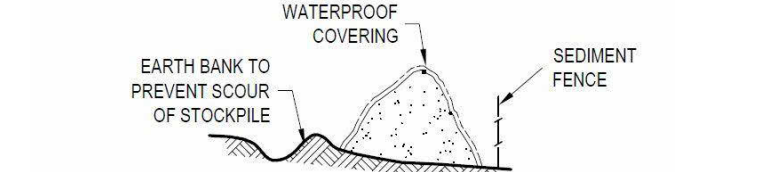
VEHICLE ACCESS TO THE BUILDING SITE SHOULD BE RESTRICTED TO A SINGLE POINT SO AS TO REDUCE THE AMOUNT OF SOIL DEPOSITED ON THE STREET PAVEMENT.



BUILDING MATERIAL STOCKPILES

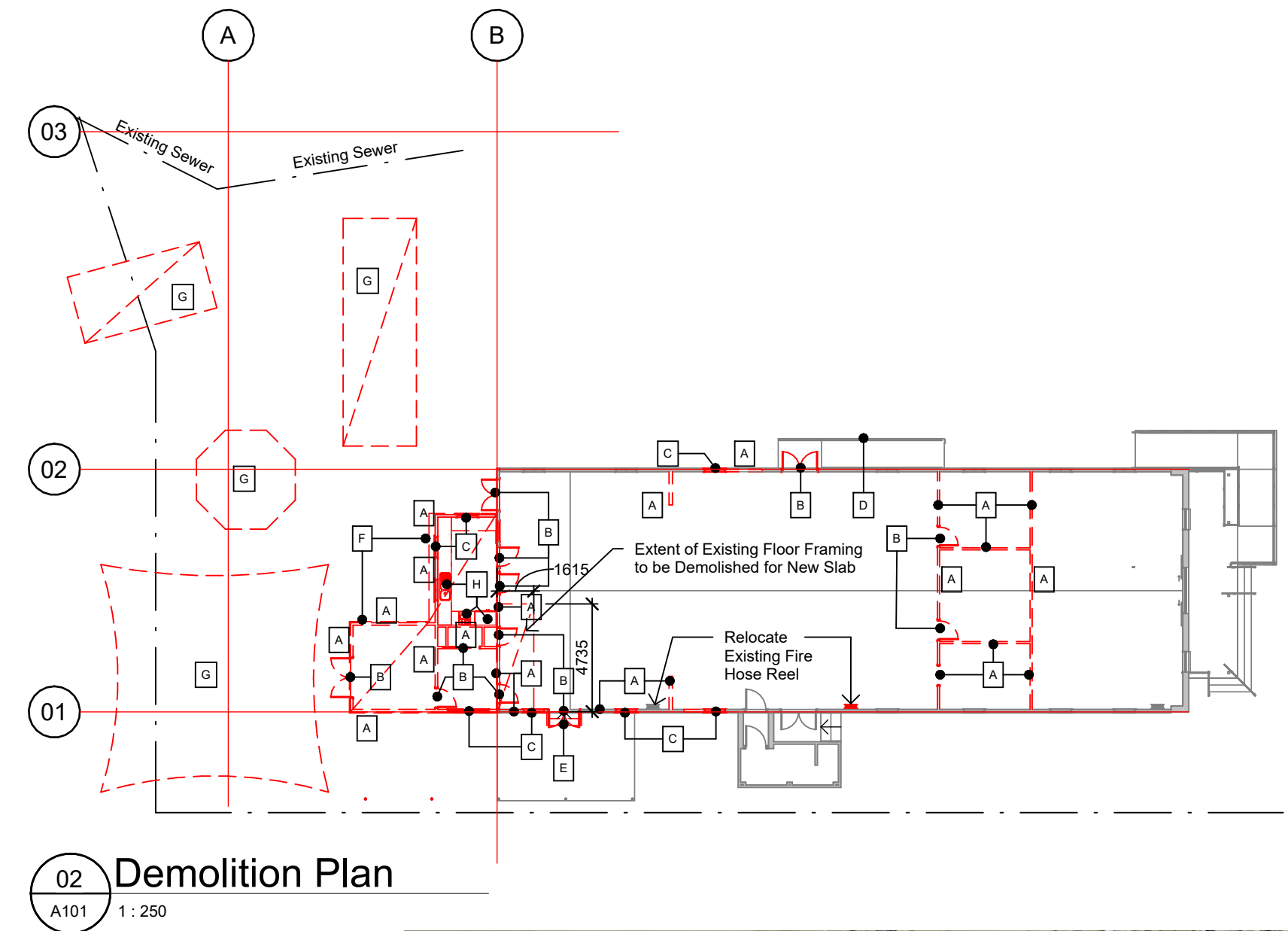
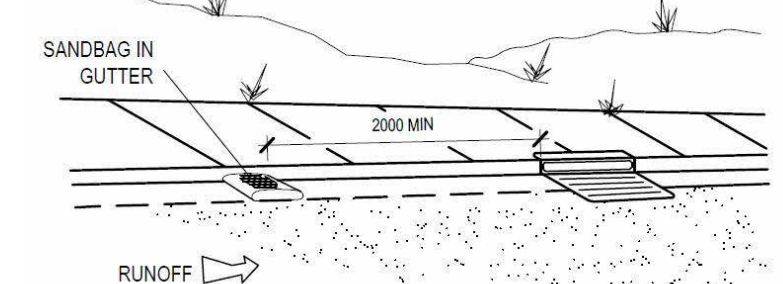
ALL STOCKPILES OF BUILDING MATERIAL SUCH AS SAND AND SOIL MUST BE PROTECTED TO PREVENT SCOUR AND EROSION.

THEY SHOULD NEVER BE PLACED IN THE STREET GUTTER WHERE THEY WILL WASH AWAY WITH THE FIRST RAINSTORM.



SANDBAG KERB SEDIMENT TRAP

IN CERTAIN CIRCUMSTANCES EXTRA SEDIMENT TRAPPING MAY BE NEEDED IN THE STREET GUTTER.



Demolition Legend

A	EXISTING WALL TO BE DEMOLISHED
B	EXISTING DOOR TO BE DEMOLISHED
C	EXISTING WINDOW TO BE DEMOLISHED
D	EXISTING HANDRAIL TO BE DEMOLISHED
E	EXISTING STEPS TO BE DEMOLISHED
F	EXISTING ROOF TO BE DEMOLISHED
G	EXISTING SHADE STRUCTURES AND EXISTING DETACHED BUILDINGS TO BE DEMOLISHED
H	EXISTING REFRIGERATOR, COOKTOP, OVEN, RANGE HOOD, DISHWASHER AND SINK TO BE SALVAGED FOR RE-USE



Location Plan

Proposed Library & Hall Refurbishment
Kootingal Memorial Hall, Denman Ave., Kootingal NSW
For Rice Group Pty Ltd

Site Plans

Designed	D&C	Drawn	NEDG
Scale	As indicated	Project Phase	CC
Date	October 2022	Drawing Number	22103
Approved	RCG	Rev.	C
			A101

DO NOT SCALE

USE FIGURED DIMENSIONS ONLY

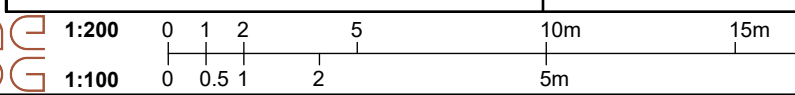
Printing processes may cause the scale of this drawing to be inaccurate. The Contractor must verify all dimensions on site before commencing any work or preparing shop drawings.

The Building Design and this drawing is copyright and remains the property of NEW ENGLAND DESIGN GROUP. Unauthorised reproduction is prohibited.

COPYRIGHT ©



215 Mann Street, Armidale NSW 2350
P. +61 2 6772 2820 E. admin@ricegroup.com.au

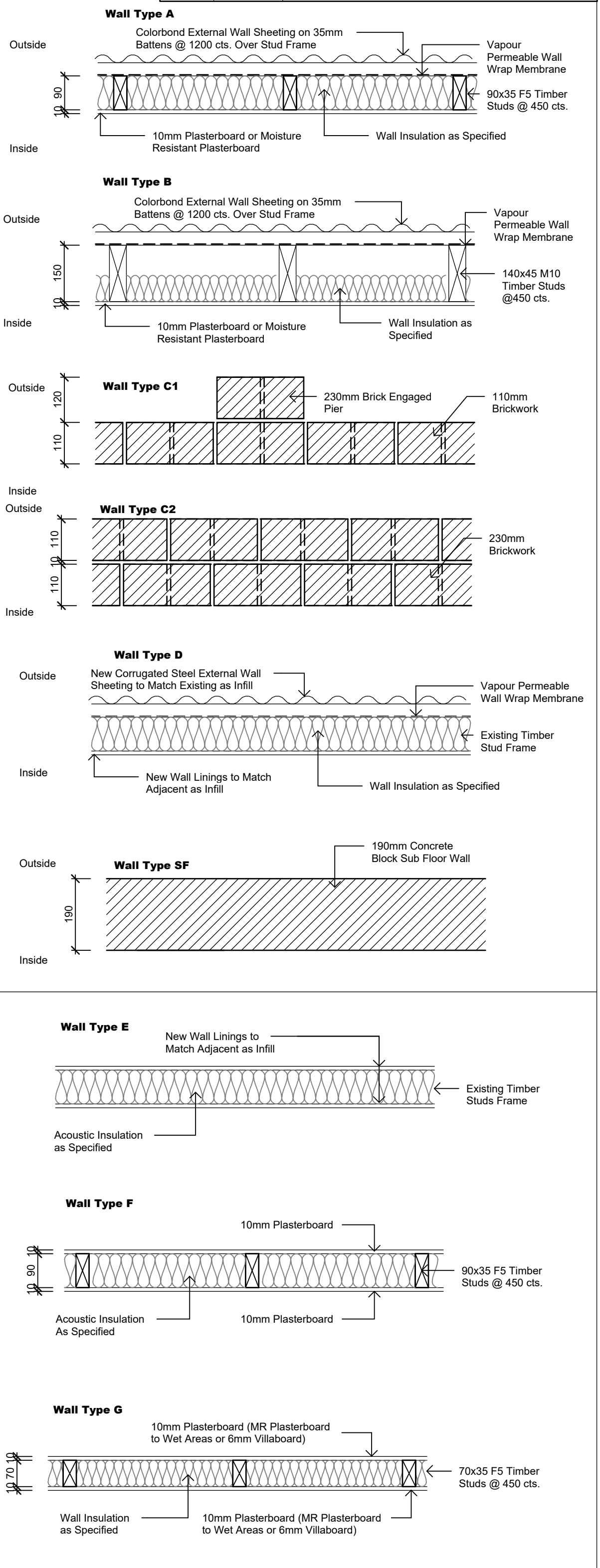
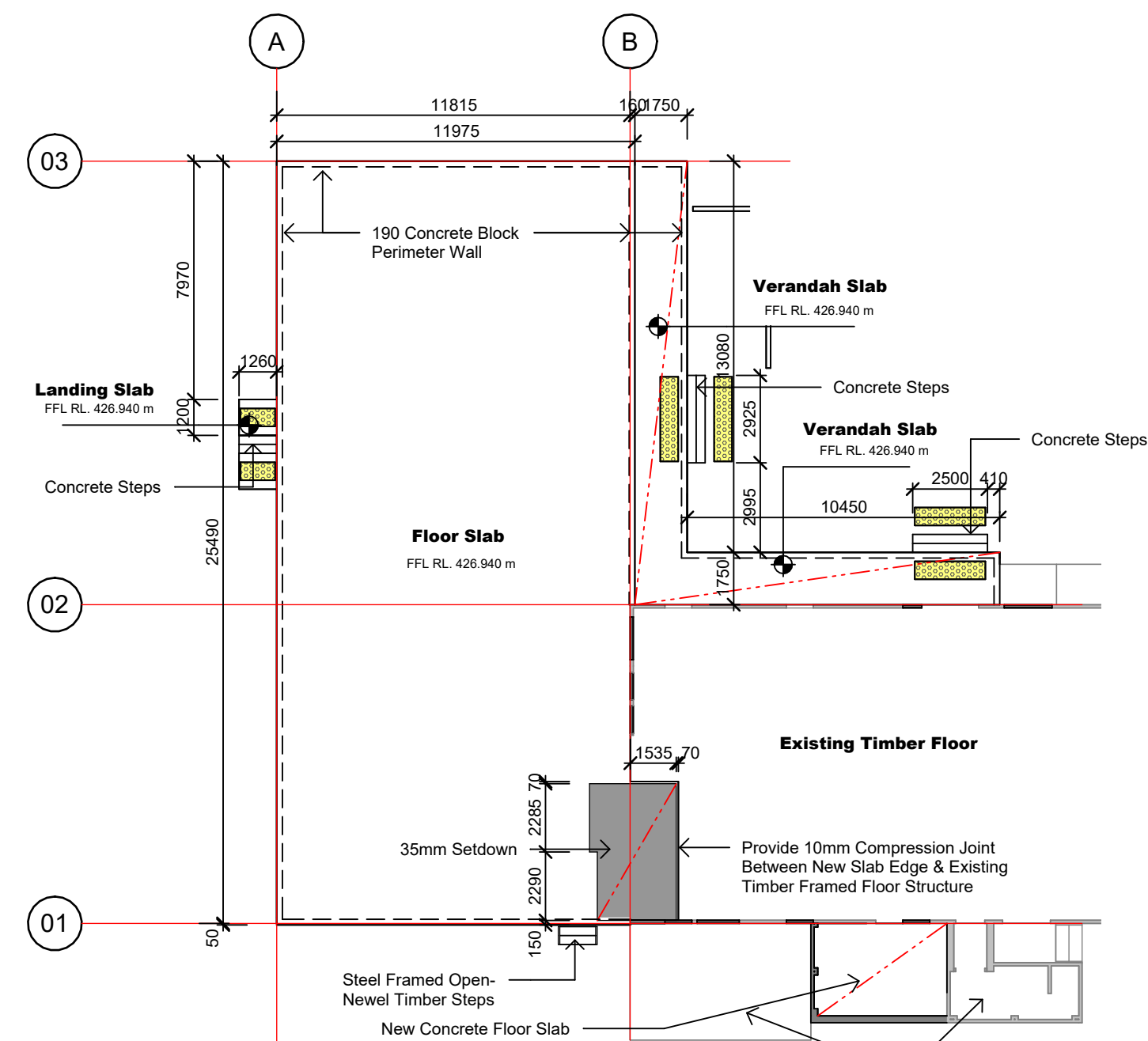
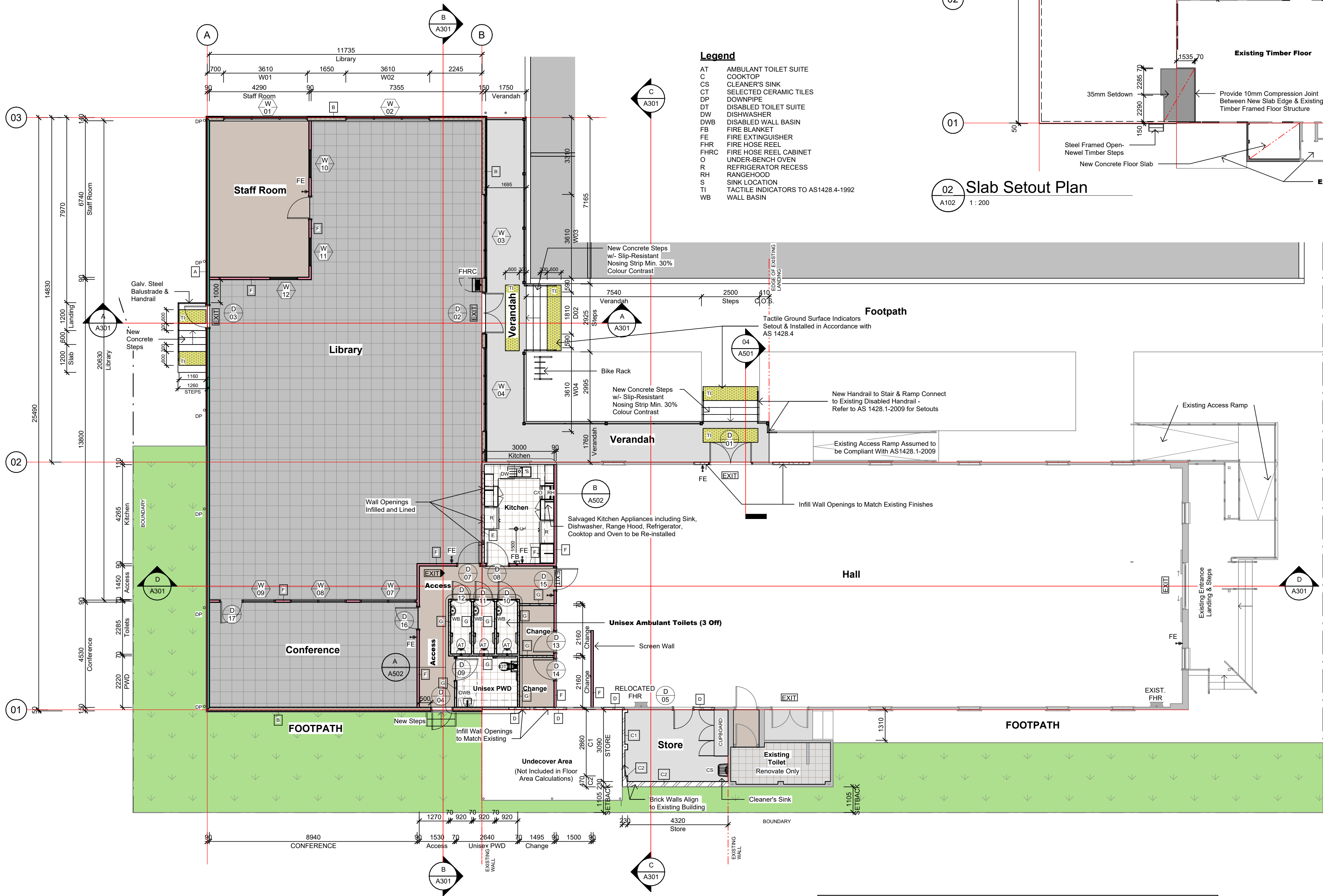


WHEN PLOTTED TO A3, SCALE DOUBLES



PO Box 1404, Armidale NSW 2340
P. +61 2 5775 9209 E. admin@nedg.com.au

Revision Schedule		
No.	Date	Revision
1	10/07/23	Issued for Development Approval
2	20/07/23	Requested design revisions to Library & Amenities & Reissue for Development Approval
3	10/11/23	Requested design revisions to Library & Amenities & Reissue for Development Approval
A	23/11/23	Modifications to Verandah & Stair balustrades, delete path at rear of building, Issue for Construction Approval.
B	24/11/23	Modification to incorrect location of southern boundary, Store Wall changed to 230 Brick.
C	29/11/23	Carpark Layout Modified to suit TRC Design Drawings



01 Floor Plan
A102 1:100

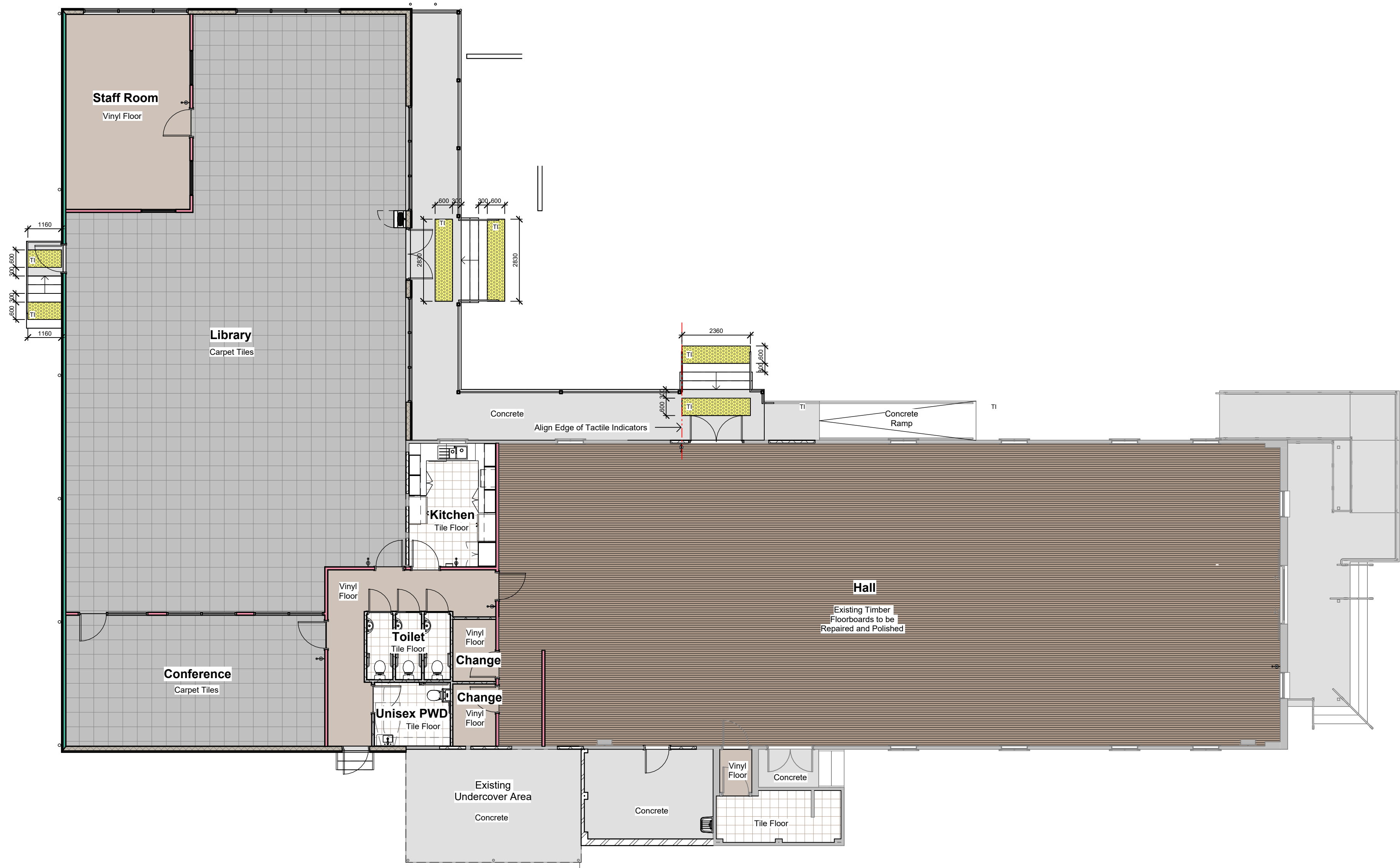
Wall Schedule						
Wall Type	Internal / External	Description	To Match Existing	Fire-Rated Wall	FRL	Rw/Ctr + Rw
A	External	90mm Stud + Colorbond Cladding External + 10mm Plasterboard Internal	No	No	-/-/-	N/A
B	External	150mm Stud + Colorbond Cladding External + 10mm Plasterboard Internal	No	No	-/-/-	N/A
C1		110 Brick w/ Engaged Piers	Yes	Yes	60/60/60	N/A
C2	External	230 Double Brick Wall	Yes	Yes	90/90/90	N/A
D	External	Existing External Wall	Yes	No	-/-/-	N/A
E	Internal	Existing Internal Plasterboard Lined Wall	Yes	No	-/-/-	N/A
F	Internal	90mm Stud + 10mm Plasterboard Both Sides	No	No	-/-/-	35/25
G	Internal	70mm Stud + 10mm Plasterboard Both Sides	No	No	-/-/-	33/23
SF	External	190 Concrete Block Sub-Floor Wall	No	No	-/-/-	N/A

DO NOT SCALE
USE FIGURED DIMENSIONS ONLY

Printing processes may cause the scale of this drawing to be inaccurate. The Contractor must verify all dimensions on site before commencing any work or preparing shop drawings.

The Building Design and this drawing is copyright and remains the property of NEW ENGLAND DESIGN GROUP. Unauthorised reproduction is prohibited.

Revision Schedule		
No.	Date	Revision
1	10/07/23	Issued for Development Approval
2	20/07/23	Requested design revisions to Library & Amenities & Reissue for Development Approval
3	10/11/23	Requested design revisions to Library & Amenities & Reissue for Development Approval
A	23/11/23	Modifications to Verandah & Stair balustrades, delete path at rear of building. Issue for Construction Approval.
B	24/11/23	Modification to incorrect location of southern boundary. Store Wall changed to 230 Brick.
C	29/11/23	Carpark Layout Modified to suit TRC Design Drawings

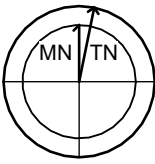


Legend

- Existing Timber Floorboards to be Repaired and Polished
- Sheet Vinyl Flooring
- Ceramic Tiles
- Carpet Tiles
- Concrete Non Slip Finish
- Tactile Ground Surface Indicators Complying with AS 1428.4-1992

01 Floor Finishes Plan
A103 1 : 100

Autodesk Docs/221103_Kootingal Library/Kootingal Library WD.rvt
28/11/2023 10:45:40 AM




DO NOT SCALE
USE FIGURED DIMENSIONS ONLY
Printing processes may cause the scale of this drawing to be inaccurate. The Contractor must verify all dimensions on site before commencing any work or preparing shop drawings.
The Building Design and this drawing is copyright and remains the property of NEW ENGLAND DESIGN GROUP
Unauthorised reproduction is prohibited
COPYRIGHT ©

Proposed Library & Hall Refurbishment
Kootingal Memorial Hall, Denman Ave., Kootingal NSW
For Rice Group Pty Ltd

Floor Finishes Plan

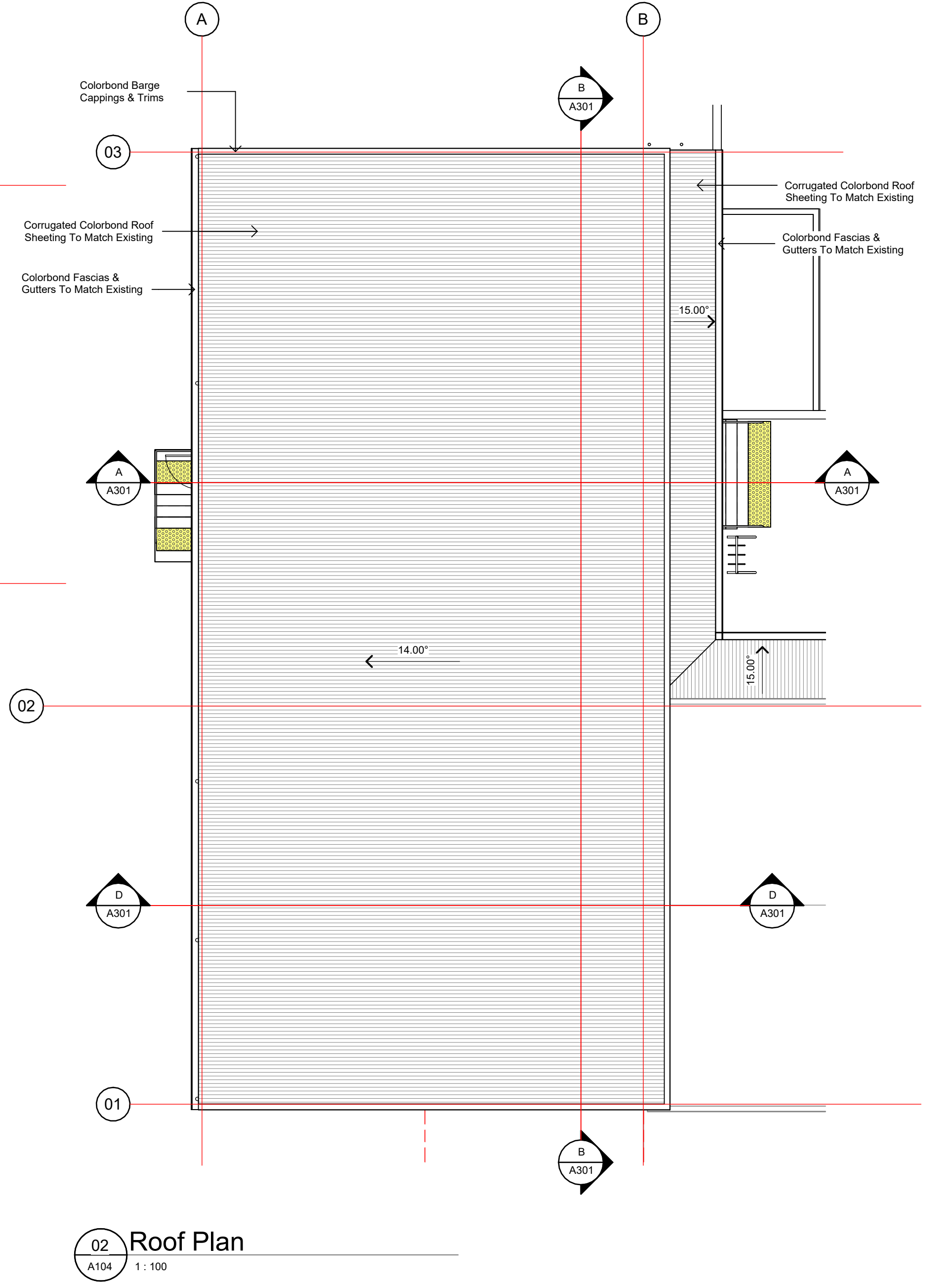
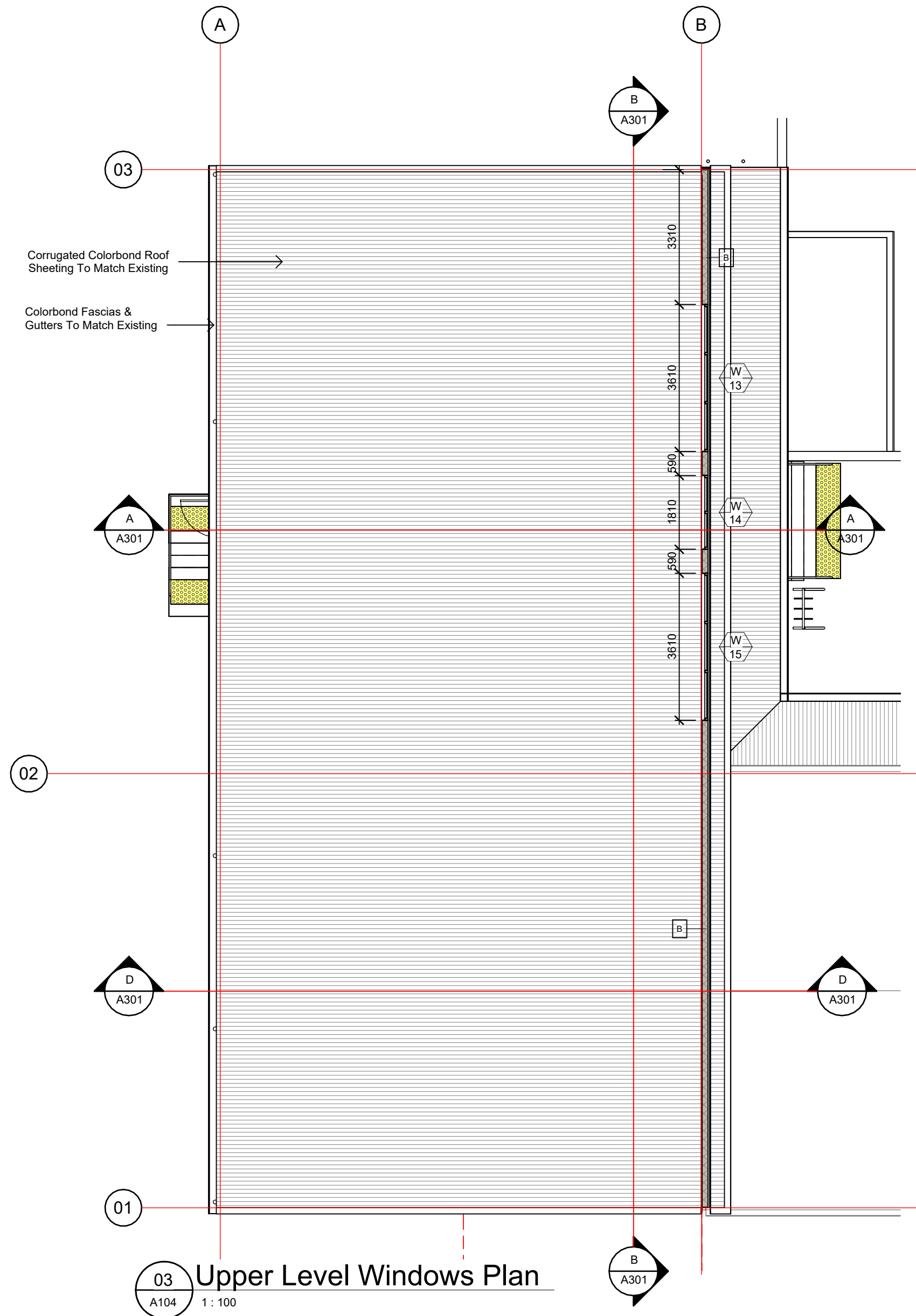
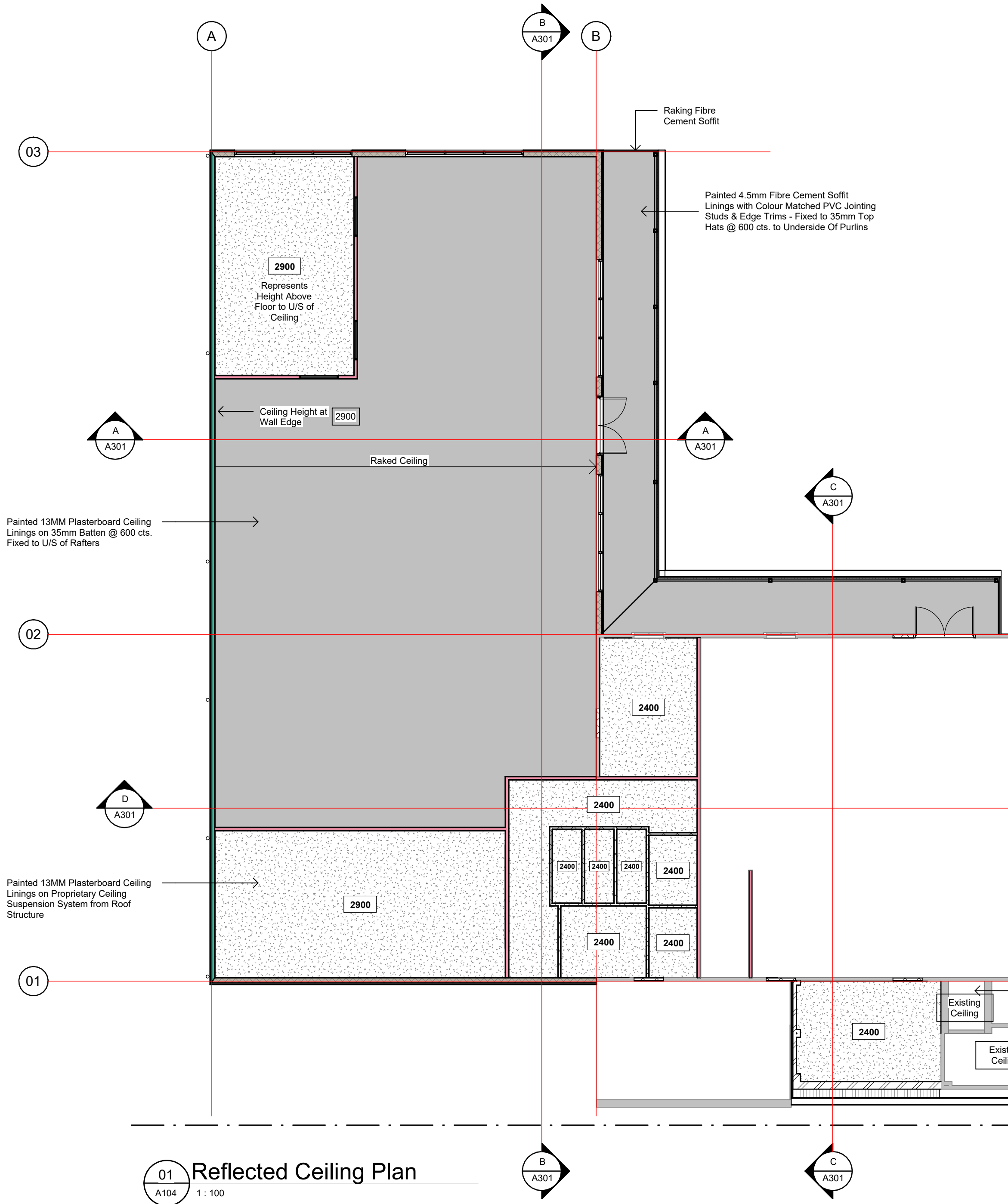
Designed	D&C	Drawn	NEDG
Scale	1 : 100	Project Phase	CC
Date	October 2022	Drawing Number	22103
Approved	RCG	Rev.	C
		A103	



WHEN PLOTTED TO A3, SCALE DOUBLES

Revision Schedule		
No.	Date	Revision
1	10/07/23	Issued for Development Approval
2	20/07/23	Requested design revisions to Library & Amenities & Reissue for Development Approval
3	10/11/23	Requested design revisions to Library & Amenities & Reissue for Development Approval
A	23/11/23	Modifications to Verandah & Stair balustrades, delete path at rear of building. Issue for Construction Approval.
B	24/11/23	Modification to incorrect location of southern boundary. Store Wall changed to 230 Brick.
C	29/11/23	Carpark Layout Modified to suit TRC Design Drawings

Wall Schedule						
Wall Type	Internal / External	Description	To Match Existing	Fire-Rated Wall	FRL	Rw/Ctr + Rw
A	External	90mm Stud + Colorbond Cladding External + 10mm Plasterboard Internal	No	No	-/-	N/A
B	External	150mm Stud + Colorbond Cladding External + 10mm Plasterboard Internal	No	No	-/-	N/A
C1	Internal	110 Brick w/ Engaged Piers	Yes	Yes	60/60/60	N/A
C2	External	230 Double Brick Wall	Yes	Yes	90/90/90	N/A
D	External	Existing External Wall	Yes	No	-/-	N/A
E	Internal	Existing Internal Plasterboard Lined Wall	Yes	No	-/-	N/A
F	Internal	90mm Stud + 10mm Plasterboard Both Sides	No	No	-/-	35/25
G	Internal	70mm Stud + 10mm Plasterboard Both Sides	No	No	-/-	33/23
SF	External	190 Concrete Block Sub-Floor Wall	No	No	-/-	N/A

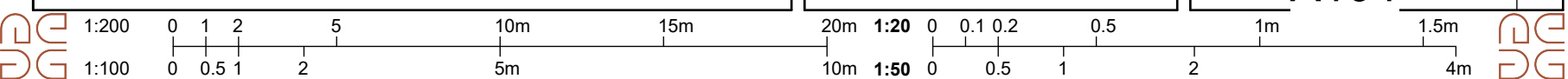


02 Roof Plan
A104 1:100

01 Reflected Ceiling Plan
A104 1:100

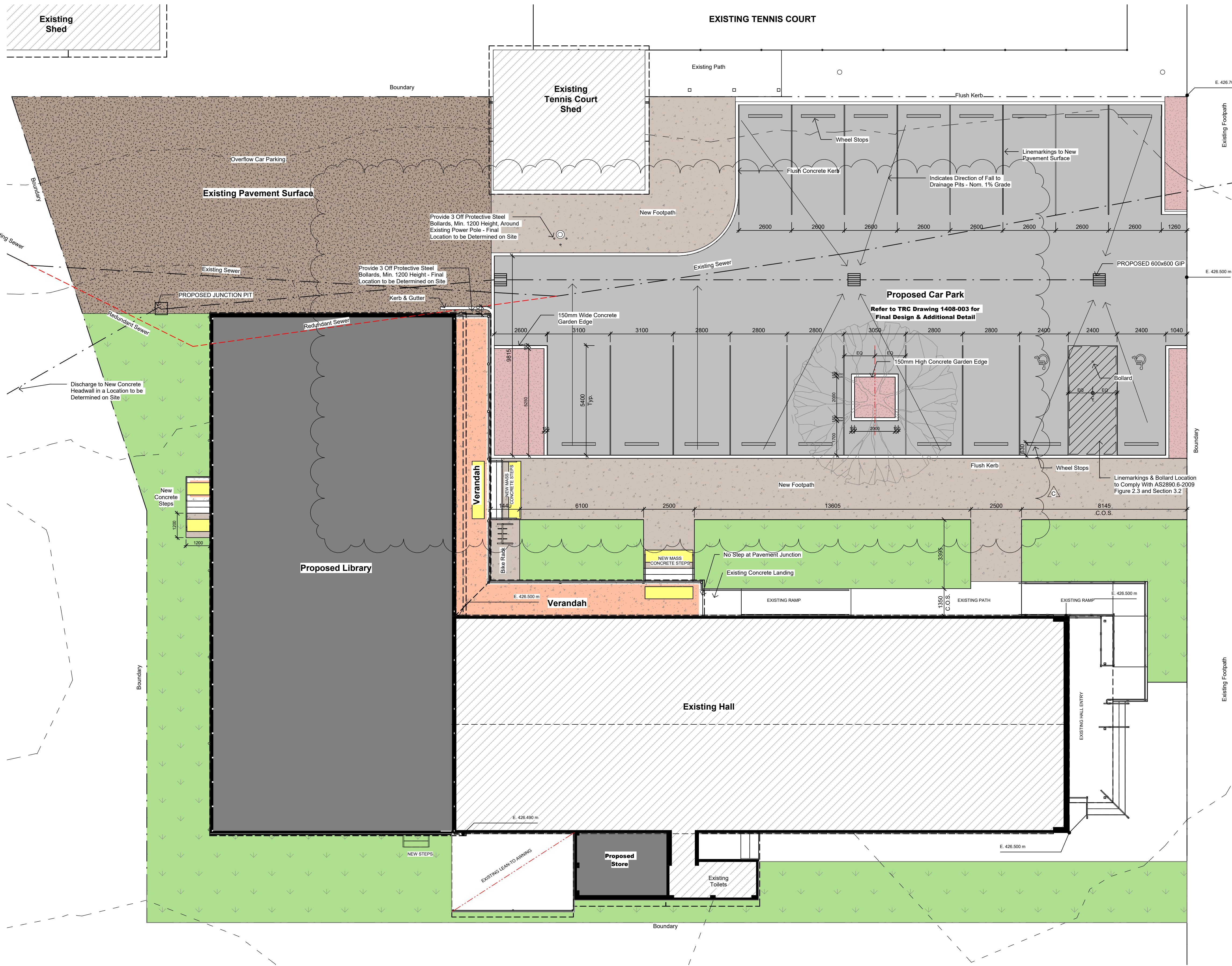
**DO NOT SCALE
USE FIGURED DIMENSIONS ONLY**
Printing processes may cause the scale of this drawing to be inaccurate. The Contractor must verify all dimensions on site before commencing any work or preparing shop drawings.
The Building Design and this drawing is copyright and remains the property of NEW ENGLAND DESIGN GROUP
Unauthorised reproduction is prohibited
COPYRIGHT ©

Proposed Library & Hall Refurbishment Kootingal Memorial Hall, Denman Ave., Kootingal NSW For Rice Group Pty Ltd			
Roof & Reflected Ceiling Plans			
Designed	D&C	Drawn	NEDG
Scale	1 : 100	Project Phase	CC
Date	October 2022	Drawing Number	22103
Approved	RCG	Rev.	C
A104			



WHEN PLOTTED TO A3, SCALE DOUBLES

Revision Schedule		
No.	Date	Revision
1	10/07/23	Issued for Development Approval
2	20/07/23	Requested design revisions to Library & Amenities & Reissue for Development Approval
3	10/11/23	Requested design revisions to Library & Amenities & Reissue for Development Approval
A	23/11/23	Modifications to Verandah & Stair balustrades, delete path at rear of building. Issue for Construction Approval.
B	24/11/23	Modification to incorrect location of southern boundary. Store Wall changed to 230 Brick.
C	29/11/23	Carpark Layout Modified to suit TRC Design Drawings



DO NOT SCALE
USE FIGURED DIMENSIONS ONLY

Printing processes may cause the scale of this drawing to be inaccurate. The Contractor must verify all dimensions on site before commencing any work or preparing shop drawings.

The Building Design and this drawing is copyright and remains the property of NEW ENGLAND DESIGN GROUP
Unauthorised reproduction is prohibited

COPYRIGHT ©

Proposed Library & Hall Refurbishment
Kootingal Memorial Hall, Denman Ave., Kootingal NSW
For Rice Group Pty Ltd

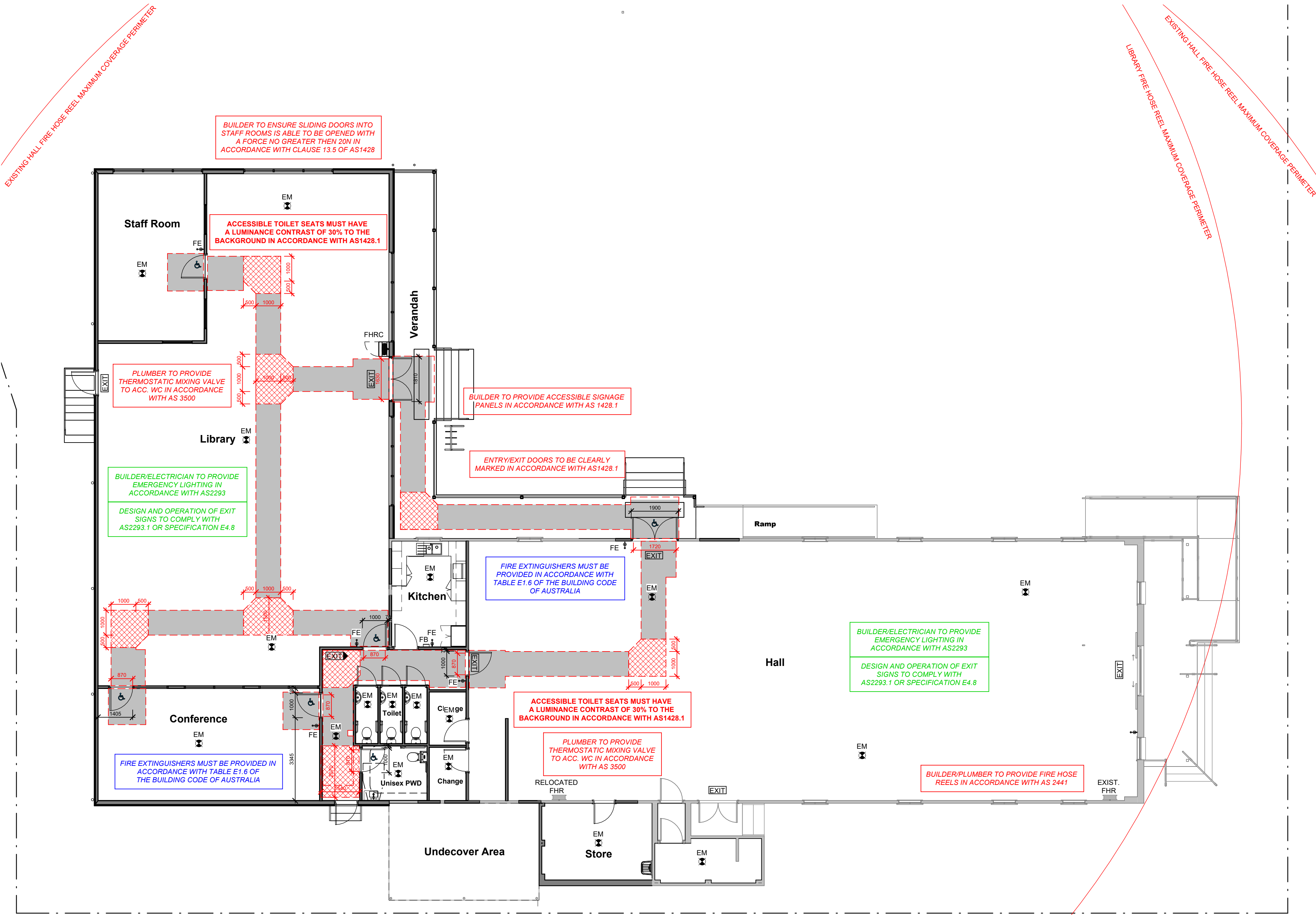
External Works & Landscaping Plan

Designed	D&C	Drawn	NEDG
Scale	As indicated	Project Phase	CC
Date	October 2022	Drawing Number	22103
Approved	RCG	Rev.	C
			A105

20m 1:20 0 0.1 0.2 0.5 1m 1.5m
10m 1:50 0 0.5 1 2 4m

WHEN PLOTTED TO A3, SCALE DOUBLES

Revision Schedule		
No.	Date	Revision
1	10/07/23	Issued for Development Approval
2	20/07/23	Requested design revisions to Library & Amenities & Reissue for Development Approval
3	10/11/23	Requested design revisions to Library & Amenities & Reissue for Development Approval
A	23/11/23	Modifications to Verandah & Stair balustrades, delete path at rear of building. Issue for Construction Approval.
B	24/11/23	Modification to incorrect location of southern boundary. Store Wall changed to 230 Brick.
C	29/11/23	Carpark Layout Modified to suit TRC Design Drawings



Dimension				Dimension				Dimension				Dimension			
D	L	W _u	W _i	D	L	W _u	W _i	D	L	W _u	W _i	D	L	W _u	W _i
850	1220	860	340	850	1240	240	660	850	1240	860	660	850	1220	0	510
900	1185	510	340	900	1210	190	660	900	1210	510	660	900	1185	0	510
950	1160	460	340	950	1175	140	660	950	1175	460	660	950	1160	0	510
1000	1140	410	340	1000	1155	90	660	1000	1155	410	660	1000	1140	0	510

(a) Hinge-side Approach, Door Opens Away From User

(b) Latch-side Approach, Door Opens Away From User

(c) Either side Approach, Door Opens Away From User

(d) Front Approach, Door Opens Away From User

Dimension				Dimension				Dimension				Dimension			
D	L	W _u	W _i	D	L	W _u	W _i	D	L	W _u	W _i	D	L	W _u	W _i
850	1670	660	900	850	1670	110	900	850	1670	660	900	850	1450	110	530
900	1670	610	900	900	1670	110	900	900	1670	610	900	900	1450	110	530
950	1670	560	900	950	1670	110	900	950	1670	560	900	950	1450	110	530
1000	1670	510	900	1000	1670	110	900	1000	1670	510	900	1000	1450	110	530

(e) Hinge-side Approach, Door Opens Towards User

(f) Latch-side Approach, Door Opens Towards User

(g) Either side Approach, Door Opens Towards User

(h) Front Approach, Door Opens Towards User

PWD Door Clearances


Legend	
	Indicates Required Accessible Doorway
	Indicates AS1428.1-2009 Compliance Requirement for Door in Open Position Measured From Finished Wall
	Indicates Setout Dimensions for Doorset Measured From Structure
	Indicates Circulation Requirement for Wheelchair Turn (AS1428.1-2009 Cl. 6.5)
	Indicates Min. 1.0m Wide Circulation Path + AS1428.1-2009 Compliant Circulation at Doorways
	Illuminate Exit Sign Arrows Indicate Direction to Exit
	Emergency Lighting
	Fire Blanket
	Fire Extinguisher
	Fire Hose Reel
	Fire Hose Reel in Wall Mounted Cabinet

01 Access Egress & NCC Compliance Plan
A106 1:100

DO NOT SCALE
USE FIGURED DIMENSIONS ONLY
Printing processes may cause the scale of this drawing to be inaccurate. The Contractor must verify all dimensions on site before commencing any work or preparing shop drawings.
The Building Design and this drawing is copyright and remains the property of NEW ENGLAND DESIGN GROUP
Unauthorised reproduction is prohibited

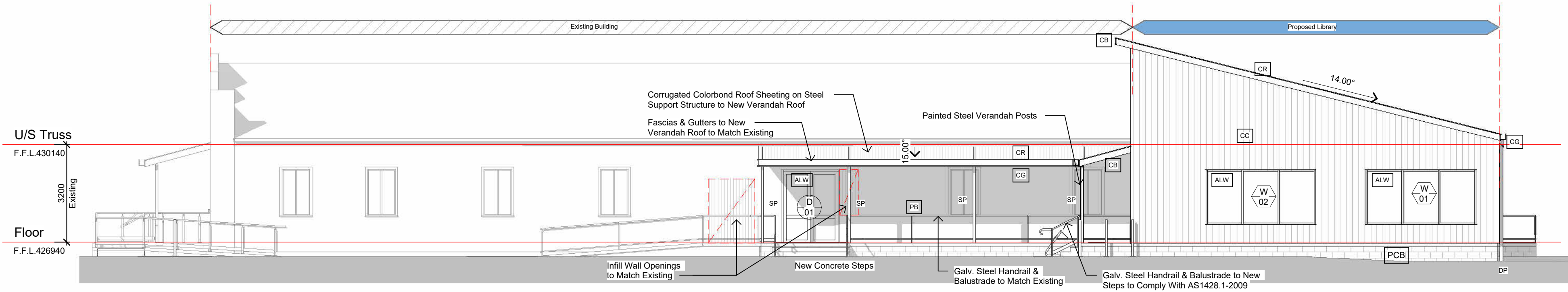
COPYRIGHT ©

Proposed Library & Hall Refurbishment		
Kootingal Memorial Hall, Denman Ave., Kootingal NSW		
For Rice Group Pty Ltd		
Accessible Paths of Travel Plans		
Designed	D&C	Drawn NEDG
Scale	As indicated	Project Phase CC
Date	October 2022	Drawing Number
Approved	RCG	22103 A106
		Rev. C



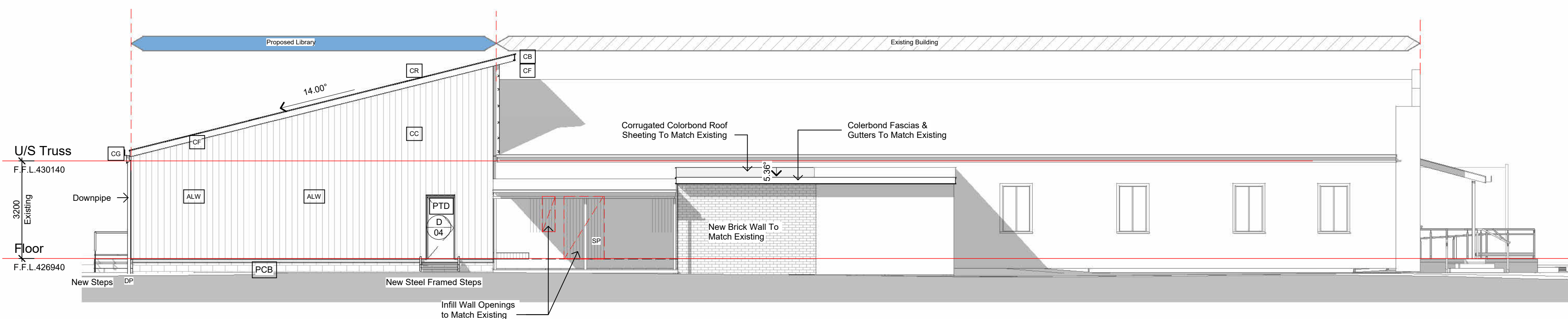
WHEN PLOTTED TO A3, SCALE DOUBLES

Revision Schedule		
No.	Date	Revision
1	10/07/23	Issued for Development Approval
2	20/07/23	Requested design revisions to Library & Amenities & Reissue for Development Approval
3	10/11/23	Requested design revisions to Library & Amenities & Reissue for Development Approval
A	23/11/23	Modifications to Verandah & Stair balustrades, delete path at rear of building. Issue for Construction Approval.
B	24/11/23	Modification to incorrect location of southern boundary. Store Wall changed to 230 Brick.
C	29/11/23	Carpark Layout Modified to suit TRC Design Drawings

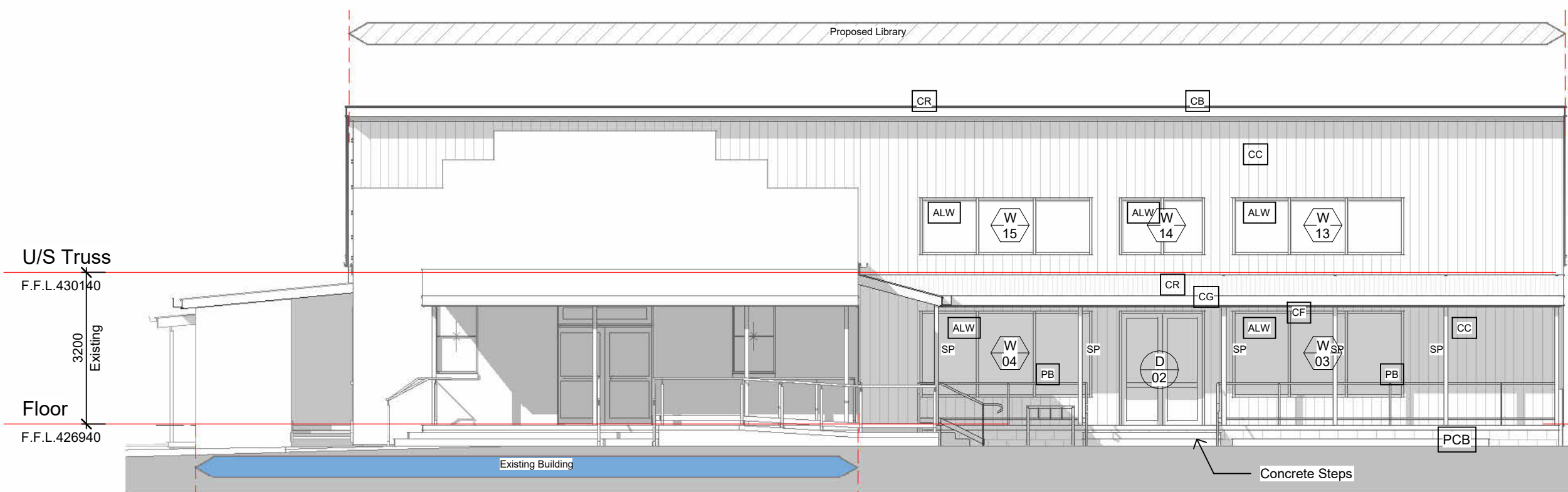


Legend

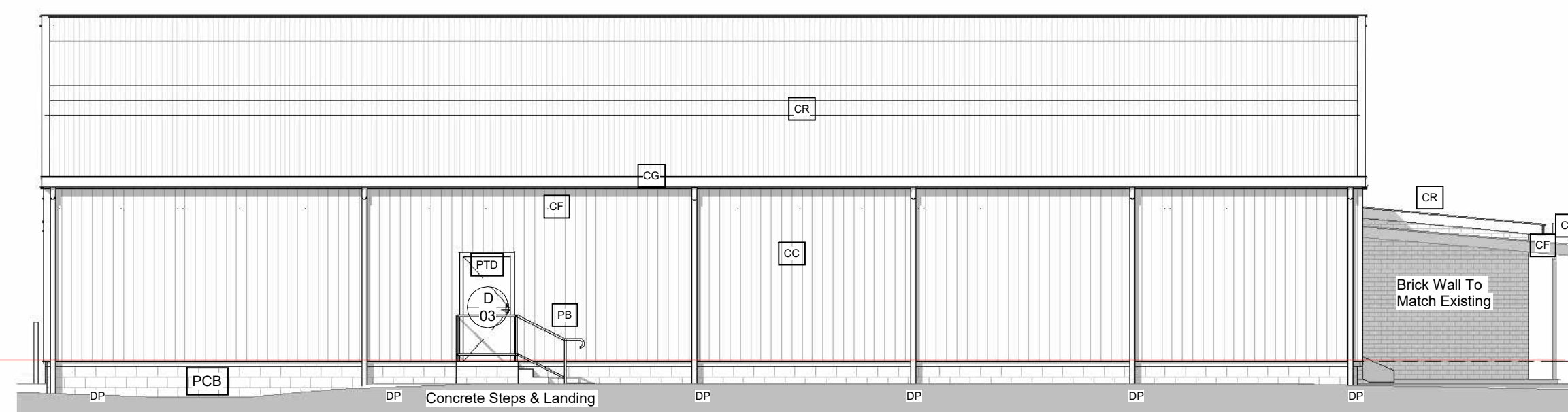
ALW	Powdercoated Aluminium Framed Windows & Glazed Doors
CB	Colorbond Barge Capping
CC	Select Profile Corrugated Colorbond Cladding
CF	Colorbond Fascia
CG	Colorbond Eaves Gutter
CR	Select Profile Corrugated Colorbond Roof Sheeting
PB	Painted Steel Handrail and Balustrade
PCB	Painted Concrete Block Dwarf Wall
PTD	Painted Timber Exterior Grade Door in Painted Steel Frame
DP	Painted uPVC Downpipe
SP	Painted Steel Post to Engineer's Detail



02 South Elevation
A201 1:100



03 East Elevation
A201 1:100



04 West Elevation
A201 1:100

DO NOT SCALE USE FIGURED DIMENSIONS ONLY

Printing processes may cause the scale of this drawing to be inaccurate. The Contractor must verify all dimensions on site before commencing any work or preparing shop drawings.

The Building Design and this drawing is copyright and remains the property of NEW ENGLAND DESIGN GROUP. Unauthorised reproduction is prohibited.

COPYRIGHT ©

1:200	0	1	2	5	10m	15m
1:100	0	0.5	1	2	5m	

Proposed Library & Hall Refurbishment
Kootingal Memorial Hall, Denman Ave., Kootingal NSW
For Rice Group Pty Ltd

Elevations

Designed	D&C	Drawn	NEDG
Scale	1 : 100	Project Phase	CC
Date	October 2022	Drawing Number	22103
Approved	RCG	Rev.	C

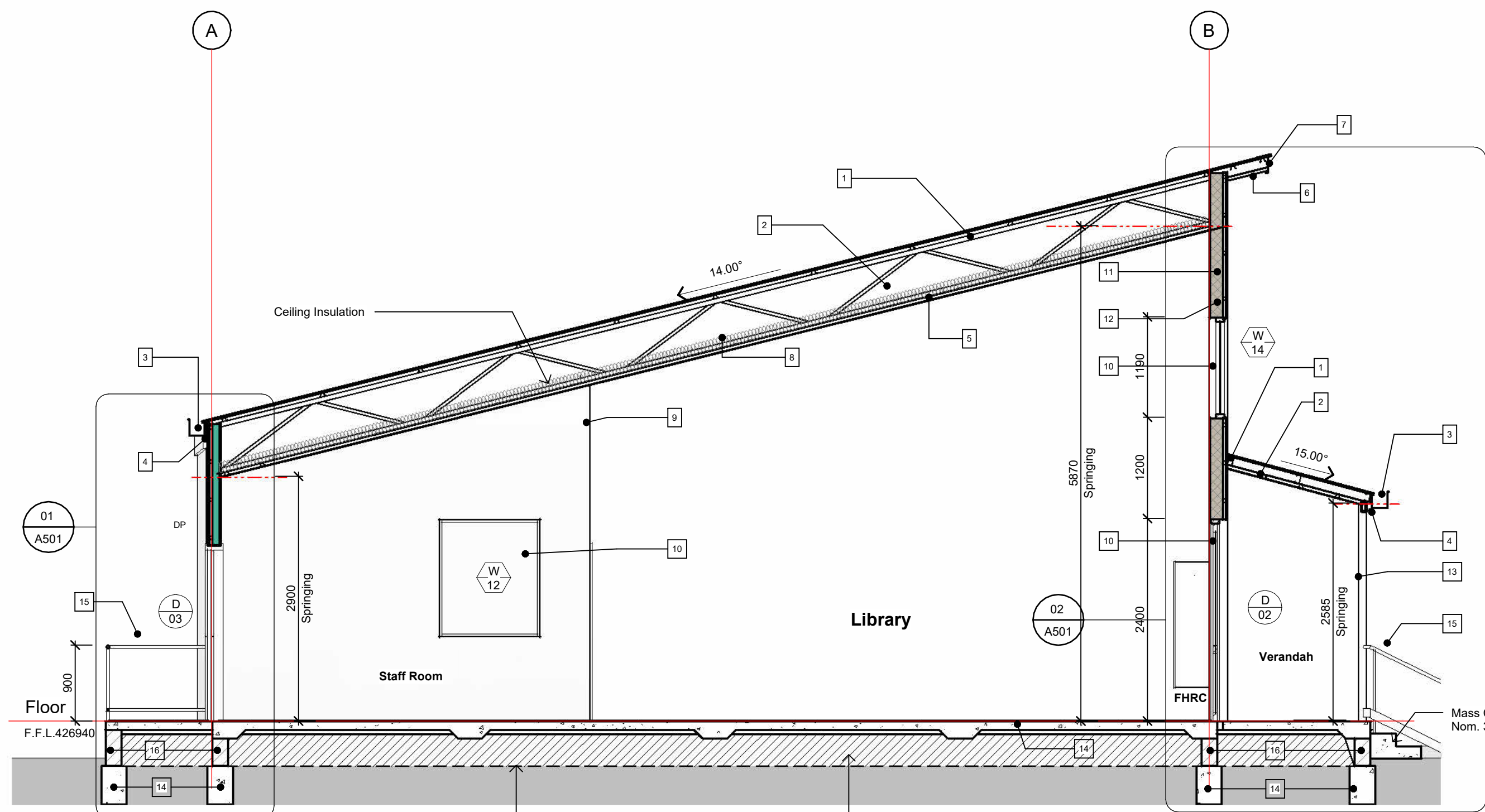
20m	1:20	0	0.1	0.2	0.5	1m	1.5m
10m	1:50	0	0.5	1	2	4m	

WHEN PLOTTED TO A3, SCALE DOUBLES

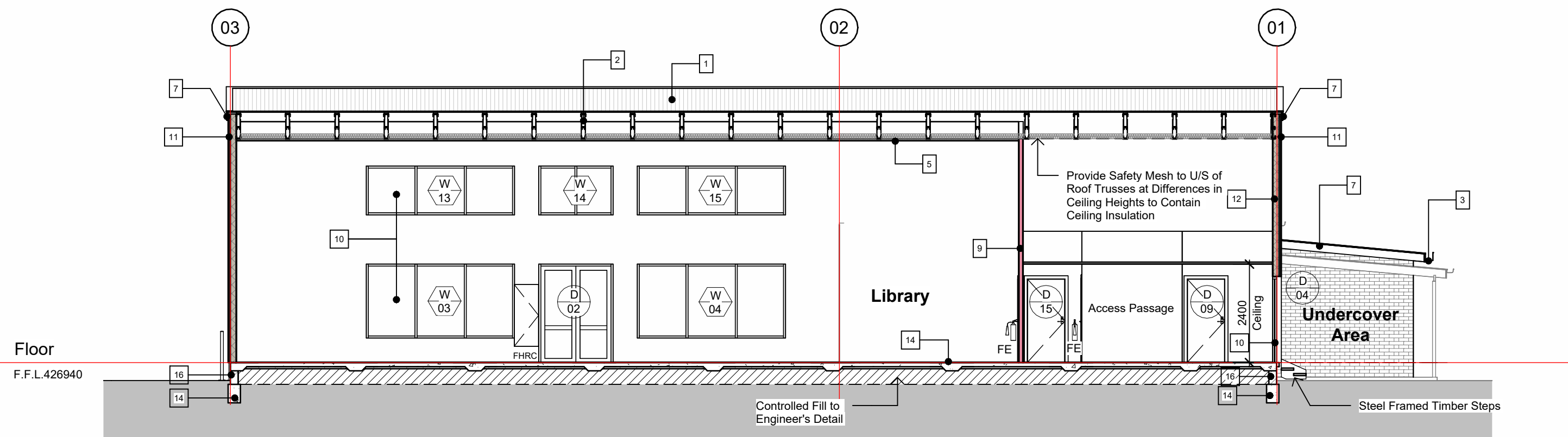
Revision Schedule		
No.	Date	Revision
1	10/07/23	Issued for Development Approval
2	20/07/23	Requested design revisions to Library & Amenities & Reissue for Development Approval
3	10/11/23	Requested design revisions to Library & Amenities & Reissue for Development Approval
A	23/11/23	Modifications to Verandah & Stair balustrades, delete path at rear of building. Issue for Construction Approval.
B	24/11/23	Modification to incorrect location of southern boundary. Store Wall changed to 230 Brick.
C	29/11/23	Carpark Layout Modified to suit TRC Design Drawings

Legend

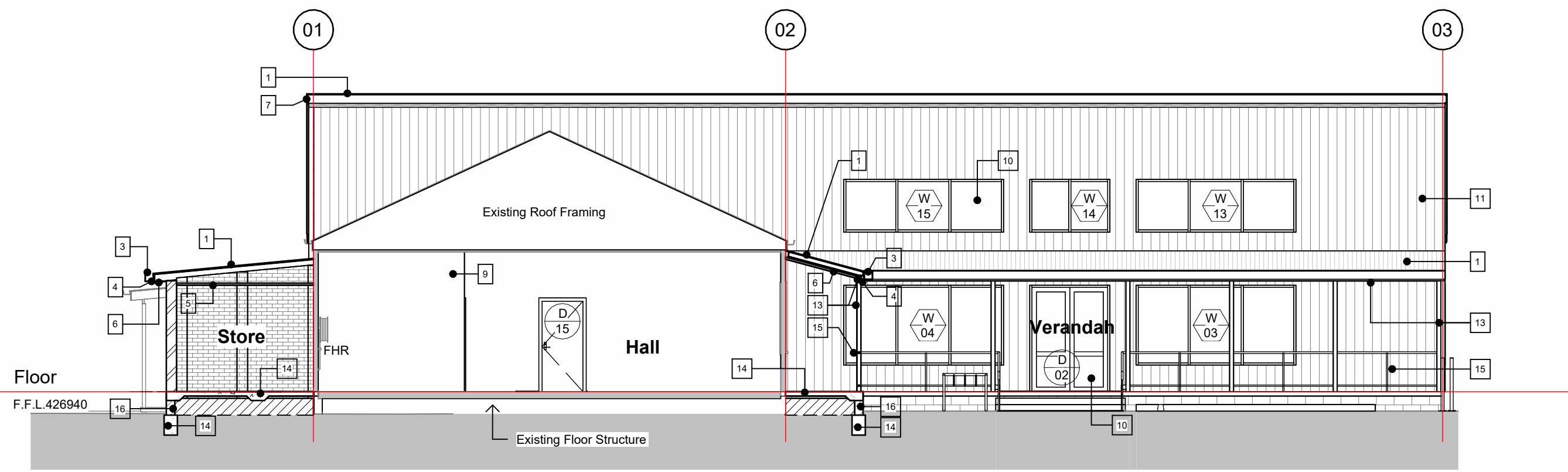
- 1 Corrugated Colorbond Roof Sheetting Laid Over Reflective Foil Sarking on Safety Mesh Over Purlins
- 2 Structural Timber / Steel Roof Framing to Engineer's Detail
- 3 Colorbond Eaves Gutter as Specified
- 4 Colorbond Fascia as Specified
- 5 Painted 13mm Plasterboard Ceiling Linings on Battens to U/S of Roof Structure
- 6 Painted 4.5mm FC Soffit on Battens to U/S of Roof Structure
- 7 Colorbond Barge Cappings
- 8 Roof / Ceiling Insulation as Specified
- 9 Timber Frame Internal Wall
- 10 Powdercoated Aluminium Framed Windows
- 11 Corrugated Colorbond Wall Cladding as Specified
- 12 Wall Insulation as Specified
- 13 Painted Steel Posts & Roof Framing Support Structure to Engineer's Detail
- 14 R/Concrete Floor Slabs & Footing to Engineer's Detail
- 15 Galv. Steel Handrail & Balustrade
- 16 Painted Concrete Block Sub-floor Wall - Structure to Engineer's Detail
- DP Colorbond Downpipe
- FE Portable Fire Extinguisher
- FHR Existing or Relocated Fire Hose Reel
- FHRC Fire Hose Reel in Cabinet



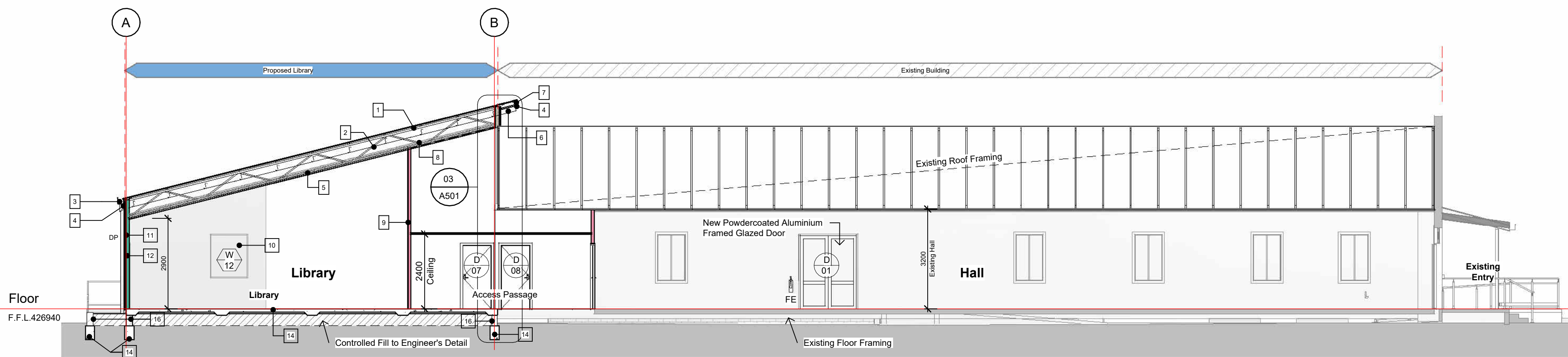
Section A
A301 1 : 50



Section B
A301 1 : 100



Section C
A301 1 : 100



Section D
A301 1 : 100

Door Schedule

Door No.	Location	Construction Type	Door Height	Door Width	Frame Type	Glazing Type	Orientation	Shading Type	Comments
01	Hall	Glazed Aluminium Double Doors	2350	1800	Aluminium	Single Clear	N	Verandah 1800	
02	Library	Glazed Aluminium Double Doors	2350	1710	Aluminium	Single Clear	E	Verandah 1800	
03	Library	Solid Core Timber Door	2040	920	Steel	N/A	W	None	
04	Access	Solid Core Timber Door	2040	870	Steel	N/A	S	None	
05	Hall	Solid Core Timber Door	2040	820	Steel	N/A	Internal	N/A	
07	Library	Solid Core Timber Door	2040	920	Steel	N/A	Internal	N/A	
08	Kitchen	Solid Core Timber Door	2040	920	Steel	N/A	Internal	N/A	
09	Unisex PWD	Solid Core Timber Door	2040	920	Steel	N/A	Internal	N/A	
10	Toilet	Solid Core Timber Door	2040	770	Steel	N/A	Internal	N/A	
11	Toilet	Solid Core Timber Door	2040	770	Steel	N/A	Internal	N/A	
12	Toilet	Solid Core Timber Door	2040	770	Steel	N/A	Internal	N/A	
13	Change	Solid Core Timber Door	2040	885	Steel	N/A	Internal	N/A	
14	Change	Solid Core Timber Door	2040	885	Steel	N/A	Internal	N/A	
15	Access	Solid Core Timber Door	2040	920	Steel	N/A	Internal	N/A	
16	Conference	Solid Core Timber Door	2040	920	Steel	N/A	Internal	N/A	
17	Conference	Aluminium Glazed Hinged Door	2040	920	Aluminium	Single Clear	Internal	N/A	

Window Schedule

No.	Location	Window Type	Height	Width	Area	Sill Height	Glazing Type	Orientation	Shading Type	Comments
01	Staff Room	Aluminium Fixed	1800	3610	6.50 m²	600	Single Clear	N	None	
02	Library	Aluminium Fixed	1800	3610	6.50 m²	600	Single Clear	N	None	
03	Library	Aluminium Fixed	1800	3610	6.50 m²	600	Single Clear	E	Verandah 1800	
04	Library	Aluminium Fixed	1800	3610	6.50 m²	600	Single Clear	E	Verandah 1800	
07	Conference	Aluminium Fixed	2100	2410	5.06 m²	0	Single Clear	Internal	N/A	
08	Conference	Aluminium Fixed	2100	2410	5.06 m²	0	Single Toned	Internal	N/A	
09	Conference	Aluminium Fixed	2100	1430	3.00 m²	0	Single Toned	Internal	N/A	
10	Staff Room	Aluminium Fixed	1400	1200	1.68 m²	1000	Single Toned	Internal	N/A	
11	Staff Room	Aluminium Fixed	1400	1200	1.68 m²	1000	Single Toned	Internal	N/A	
12	Staff Room	Aluminium Fixed	1400	1200	1.68 m²	1000	Single Toned	Internal	N/A	
13	Library	Aluminium Fixed	1190	3610	4.30 m²	3600	Single Clear	E	Eave 575	
14	Library	Aluminium Fixed	1190	1810	2.15 m²	3600	Single Clear	E	Eave 575	
15	Library	Aluminium Fixed	1190	3610	4.30 m²	3600	Single Clear	E	Eave 575	
16	Library	Aluminium Fixed	1800	3610	6.50 m²	3600	Single Clear	E	Eave 575	
17	Conference	Aluminium Fixed	2100	1430	3.00 m²	0	Single Toned	Internal	N/A	

Proposed Library & Hall Refurbishment
Kootingal Memorial Hall, Denman Ave., Kootingal NSW
For Rice Group Pty Ltd

Sections & Schedules

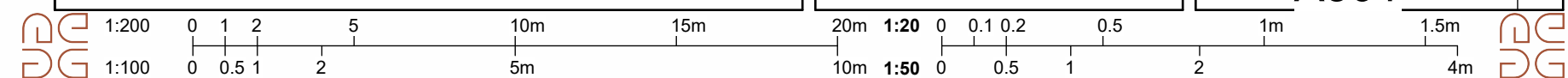
Designed	D&C	Drawn	NEDG
Scale	As indicated	Project Phase	CC
Date	October 2022	Drawing Number	22103
Approved	RCG	Rev.	C
A301		1.5m	

DO NOT SCALE
USE FIGURED DIMENSIONS ONLY

Printing processes may cause the scale of this drawing to be inaccurate. The Contractor must verify all dimensions on site before commencing any work or preparing shop drawings.

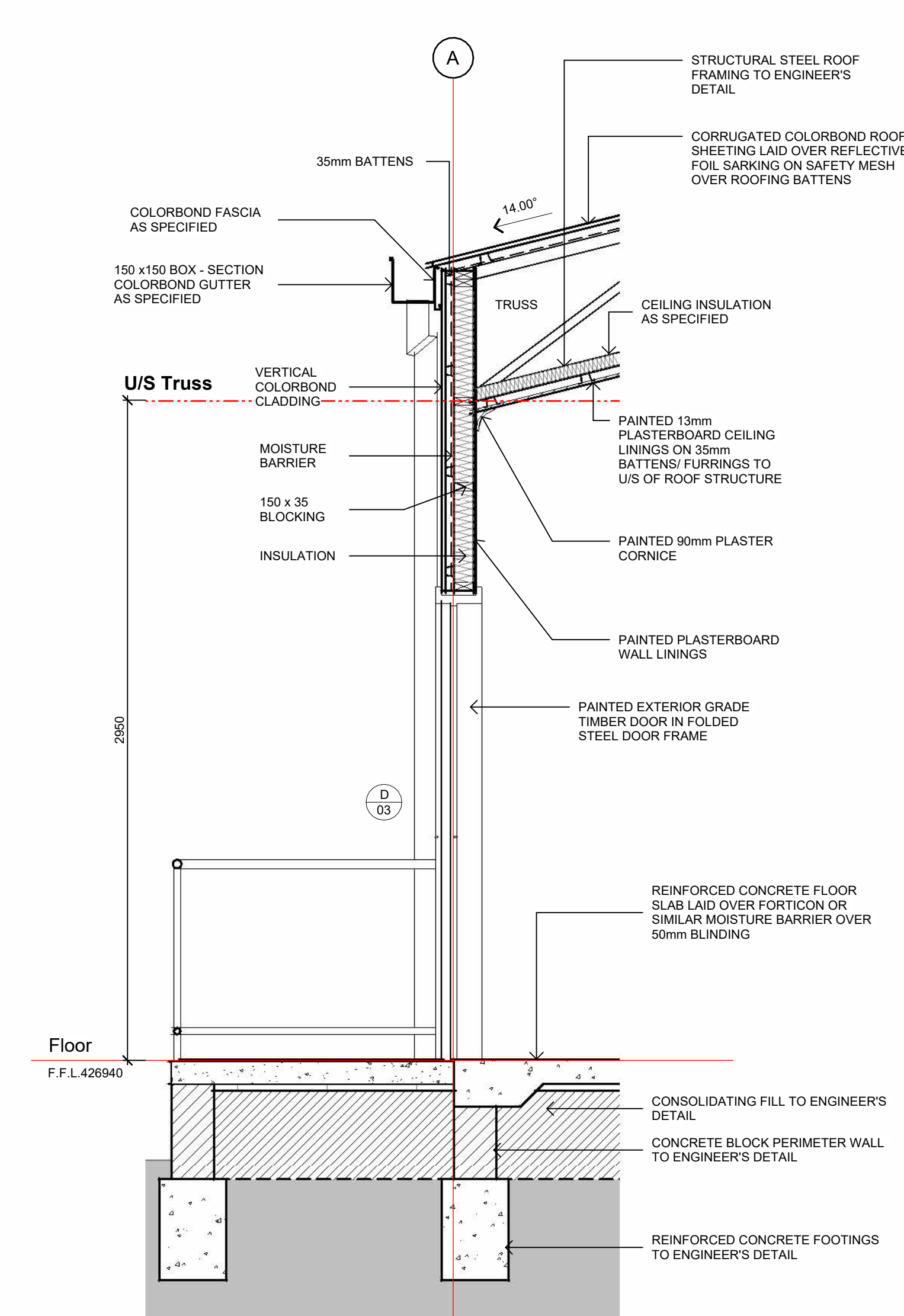
The Building Design and this drawing is copyright and remains the property of NEW ENGLAND DESIGN GROUP
Unauthorised reproduction is prohibited

COPYRIGHT ©

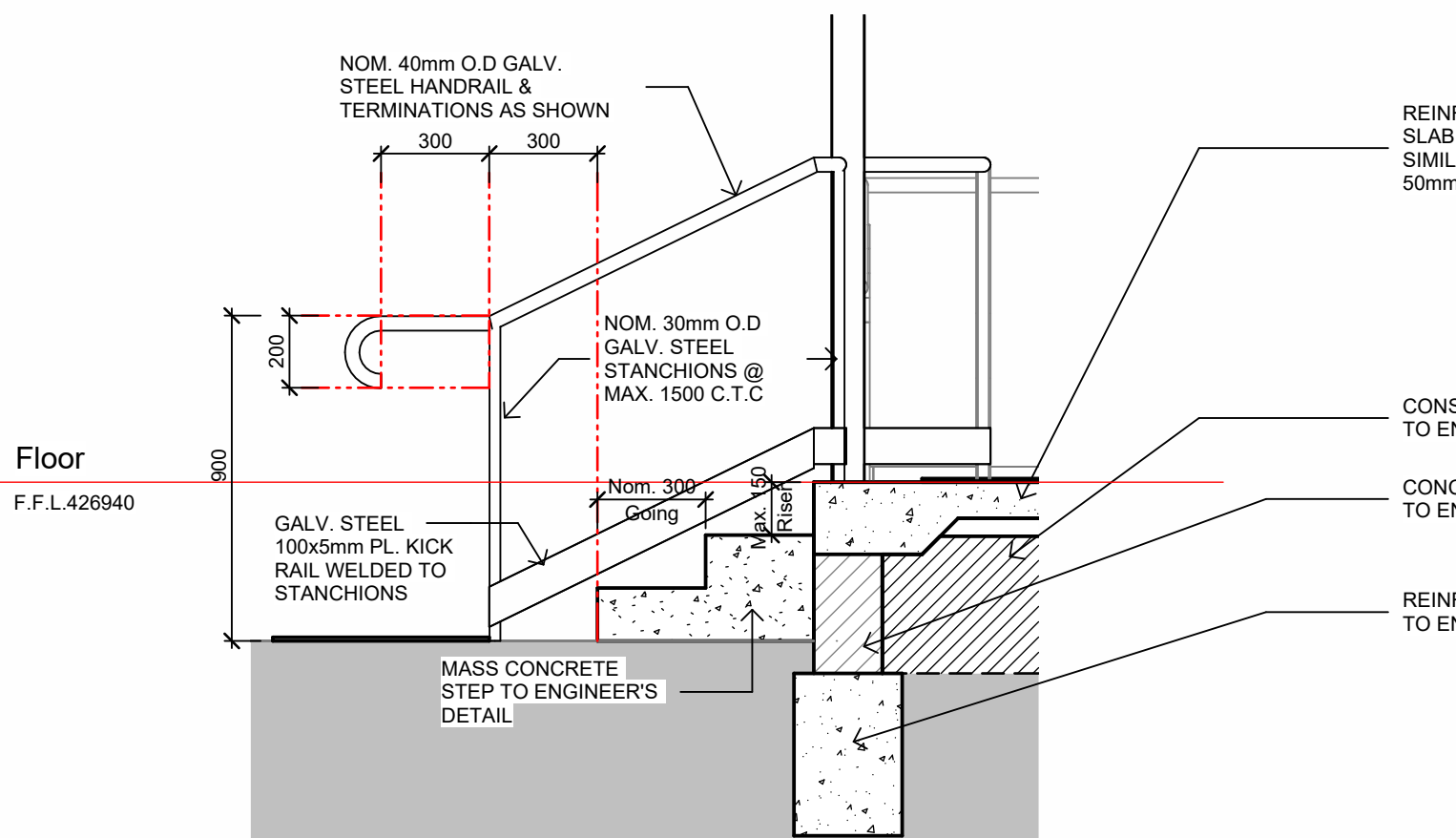


WHEN PLOTTED TO A3, SCALE DOUBLES

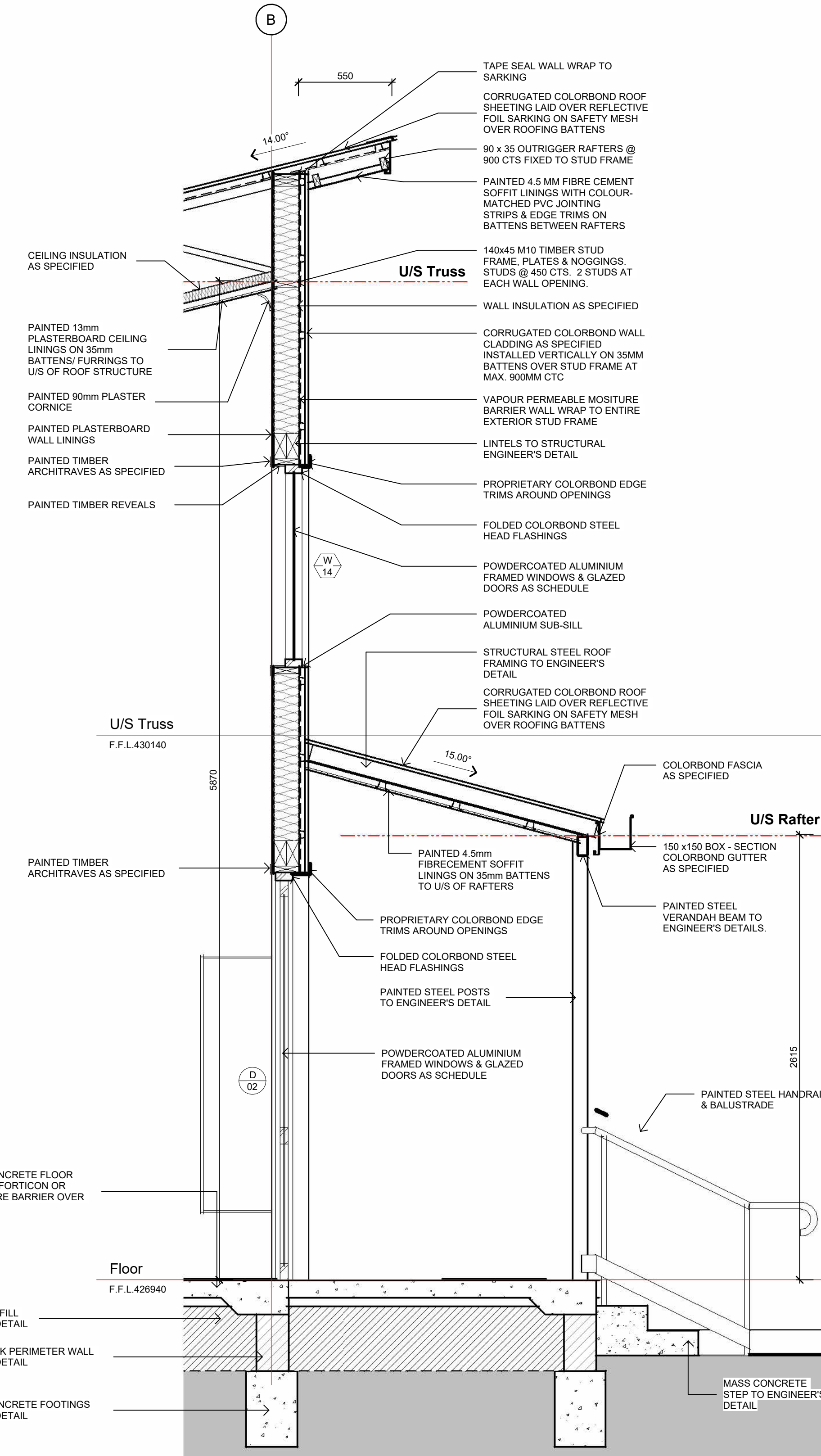
Revision Schedule		
No.	Date	Revision
1	10/07/23	Issued for Development Approval
2	20/07/23	Requested design revisions to Library & Amenities & Reissue for Development Approval
3	10/11/23	Requested design revisions to Library & Amenities & Reissue for Development Approval
A	23/11/23	Modifications to Verandah & Stair balustrades, delete path at rear of building. Issue for Construction Approval.
B	24/11/23	Modification to incorrect location of southern boundary. Store Wall changed to 230 Brick.
C	29/11/23	Carpark Layout Modified to suit TRC Design Drawings



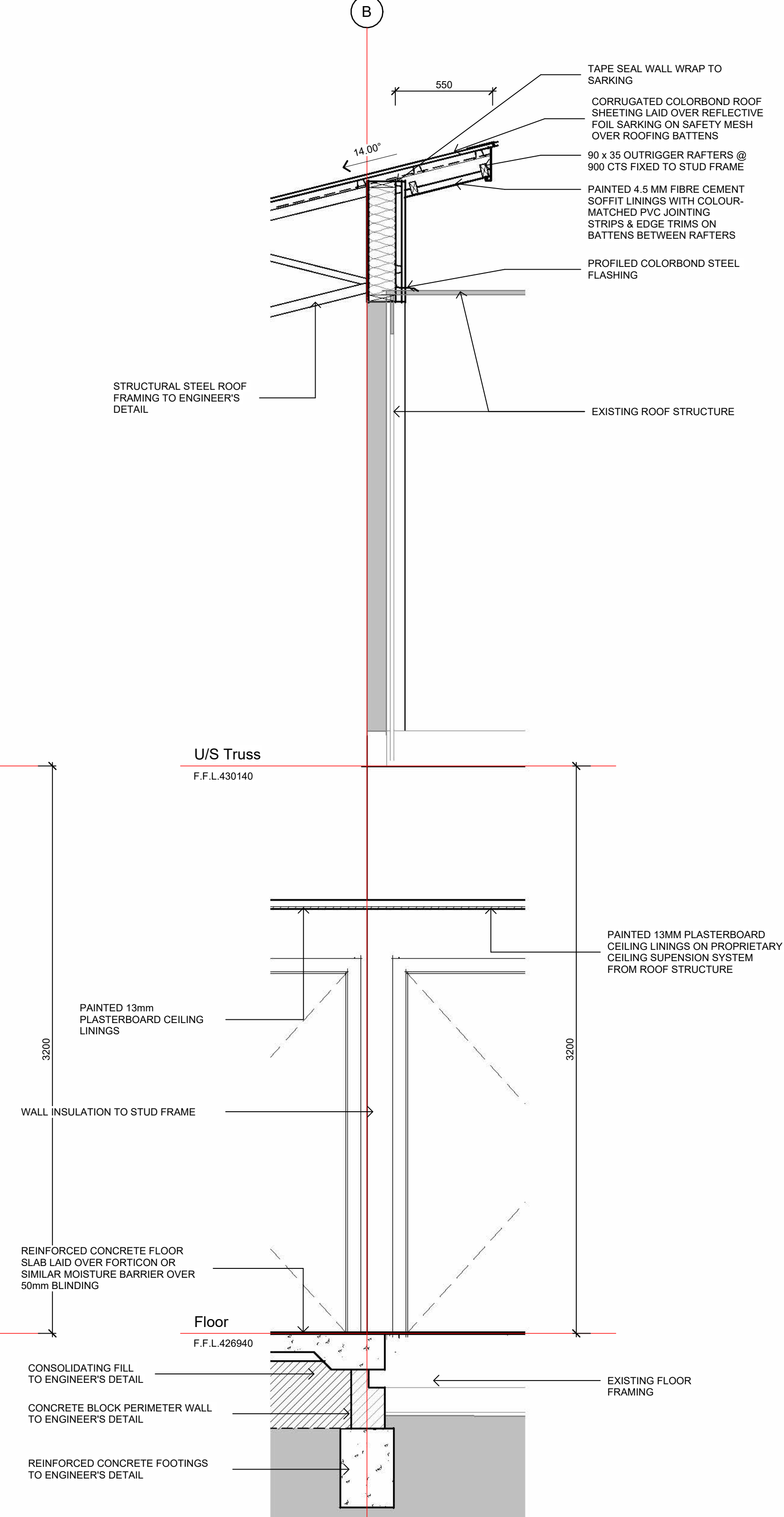
01 Grid A Section
A501 1:20



04 Verandah Balustrade
A501 1:20

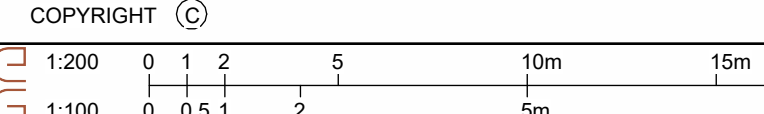


02 Grid B Section
A501 1:20



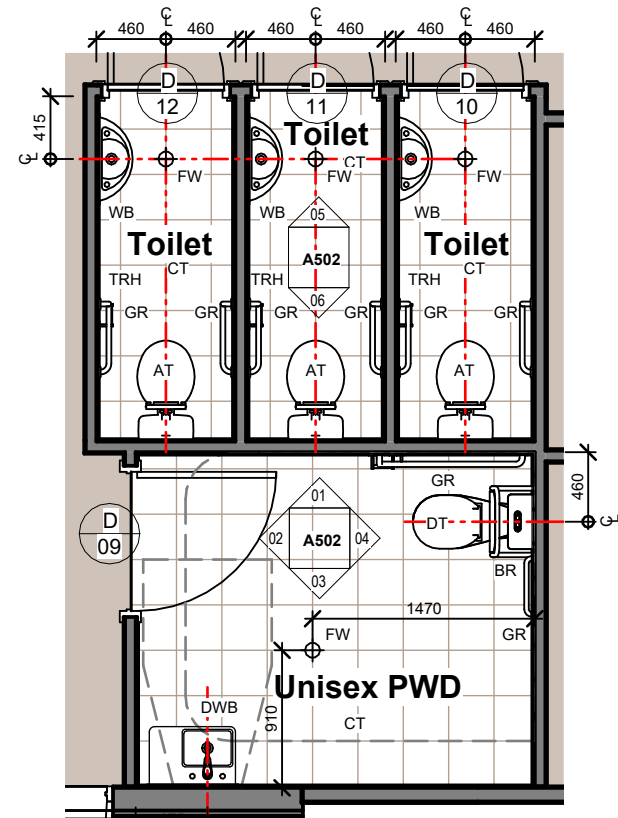
03 Junction of New & Existing Work
A501 1:20

DO NOT SCALE
USE FIGURED DIMENSIONS ONLY
Printing processes may cause the scale of this drawing to be inaccurate. The Contractor must verify all dimensions on site before commencing any work or preparing shop drawings.
The Building Design and this drawing is copyright and remains the property of NEW ENGLAND DESIGN GROUP
Unauthorised reproduction is prohibited



Proposed Library & Hall Refurbishment Kootingal Memorial Hall, Denman Ave., Kootingal NSW For Rice Group Pty Ltd			
Construction Details			
Designed	D&C	Drawn	NEDG
Scale	1:20	Project Phase	CC
Date	October 2022	Drawing Number	22103
Approved	RCG	Rev.	C
A501		C	

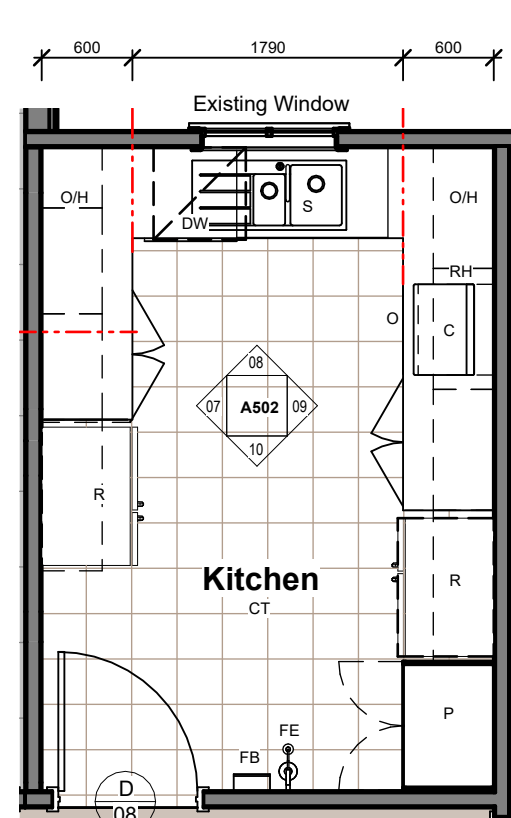
Revision Schedule		
No.	Date	Revision
1	10/07/23	Issued for Development Approval
2	20/07/23	Requested design revisions to Library & Amenities & Reissue for Development Approval
3	10/11/23	Requested design revisions to Library & Amenities & Reissue for Development Approval
A	23/11/23	Modifications to Verandah & Stair balustrades, delete path at rear of building. Issue for Construction Approval.
B	24/11/23	Modification to incorrect location of southern boundary. Store Wall changed to 230 Brick.
C	29/11/23	Carpark Layout Modified to suit TRC Design Drawings



A Toilet Plan
A502 1:50

Legend

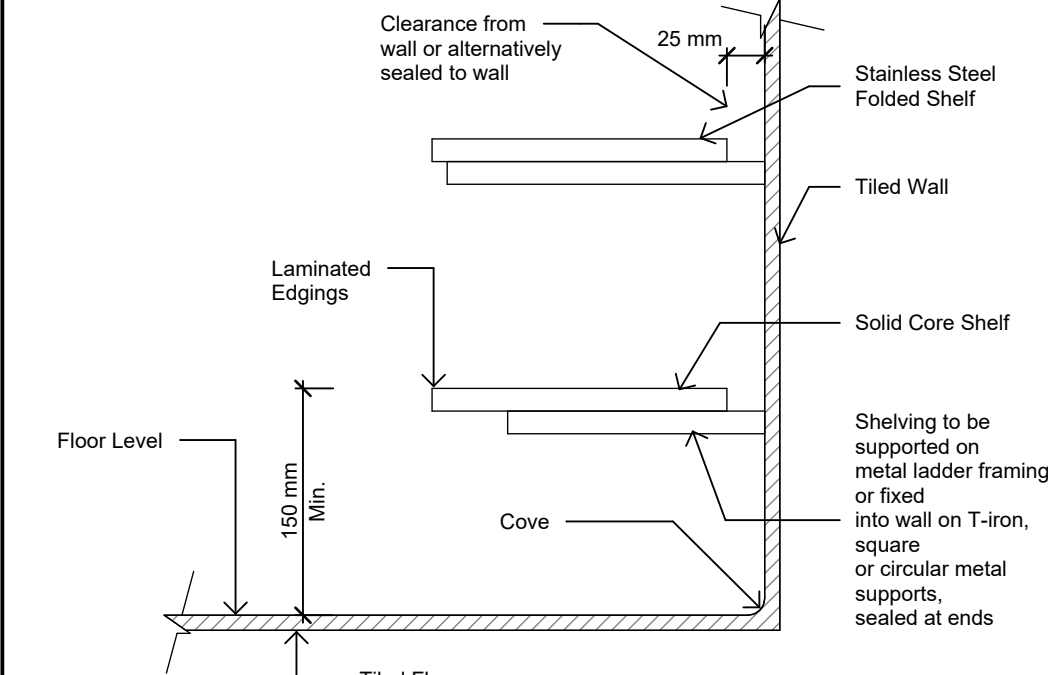
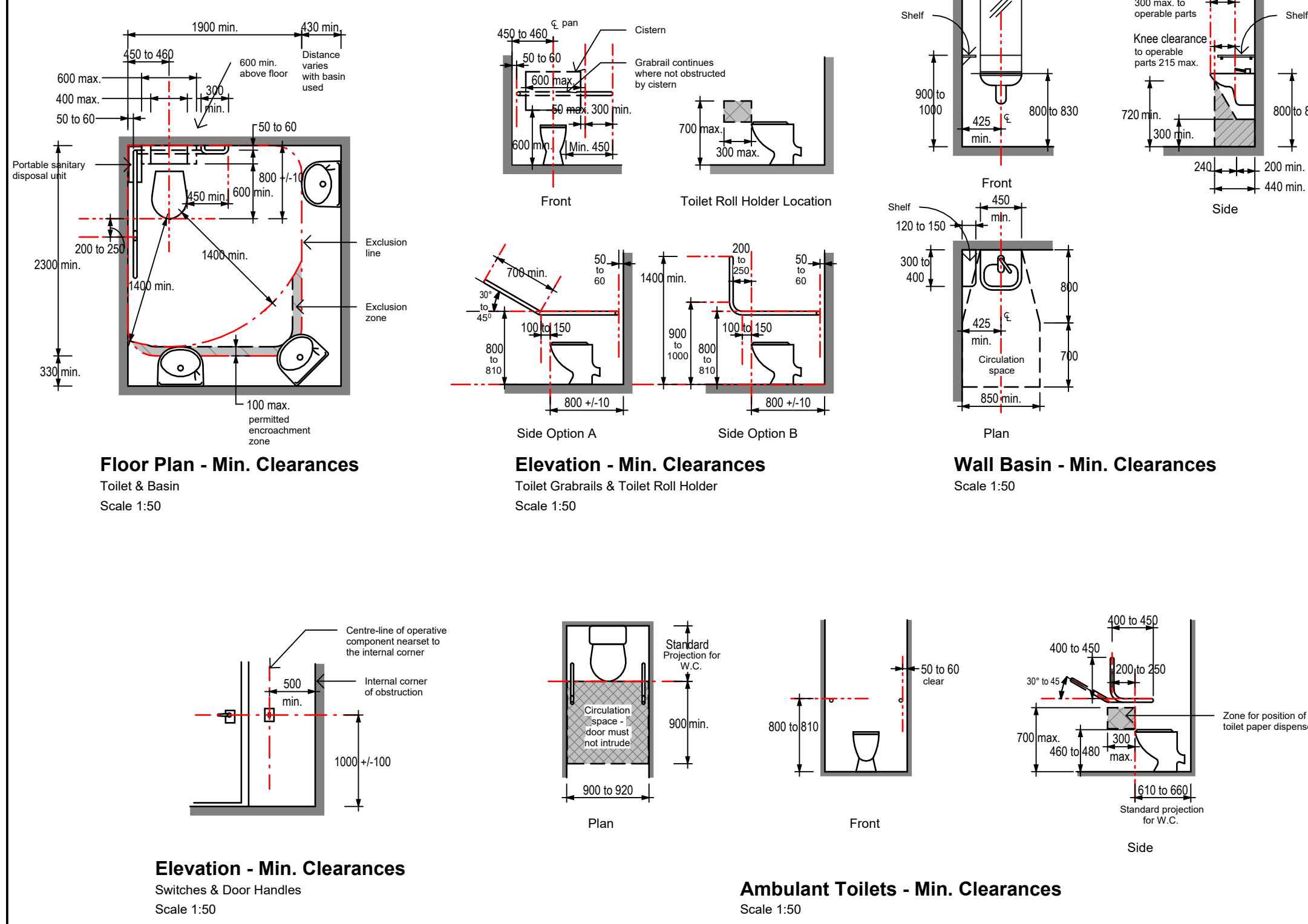
- AT Ambulant Toilet Suite
- BR Toilet Back Rest
- C Cooktop
- CT Ceramic Tile
- DT Disabled Toilet
- DW Dishwasher Location
- DWB Disabled Wall-Hung Vanity Basin
- FB Fire Blanket
- FE Portable Fire Extinguisher
- GR Grab Rails
- O Oven
- OH Joinery Overhead Cupboards
- P Pantry
- R Refrigerator
- S S/Steel Sink
- TRH Toilet Roll Holder
- WB Wall Basin



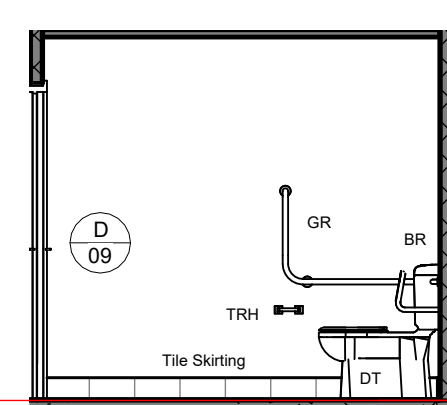
B Kitchen Plan
A502 1:50

Salvaged Kitchen Appliances including Sink, Dishwasher, Range Hood, Refrigerator, Cooktop and Oven to be Re-installed

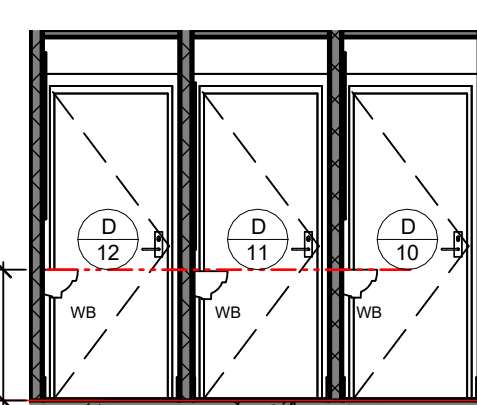
PWD Toilet Clearances



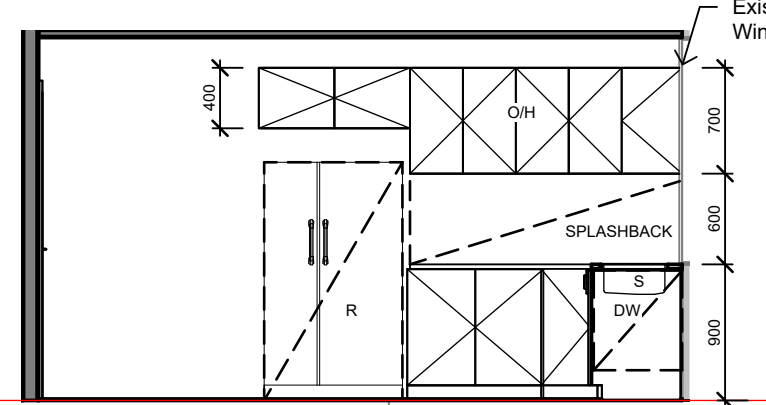
Cabinet Section



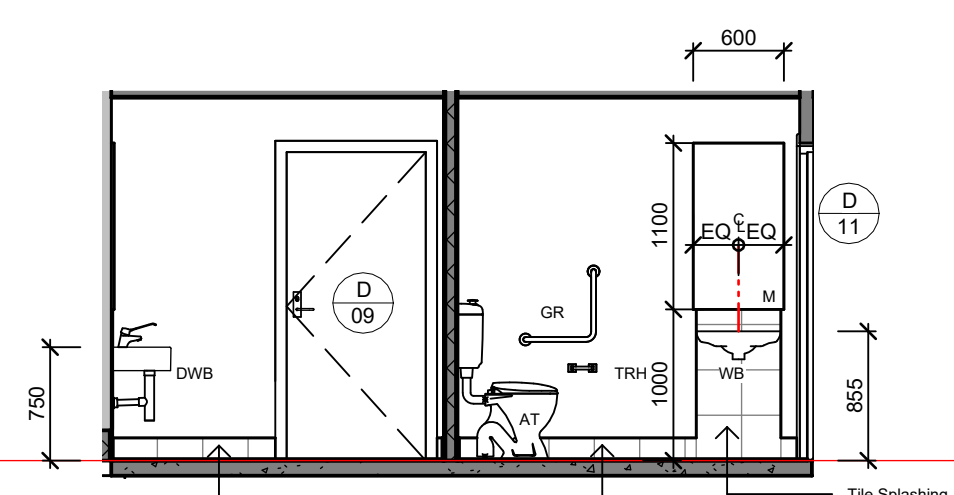
Elevation 01
1:50



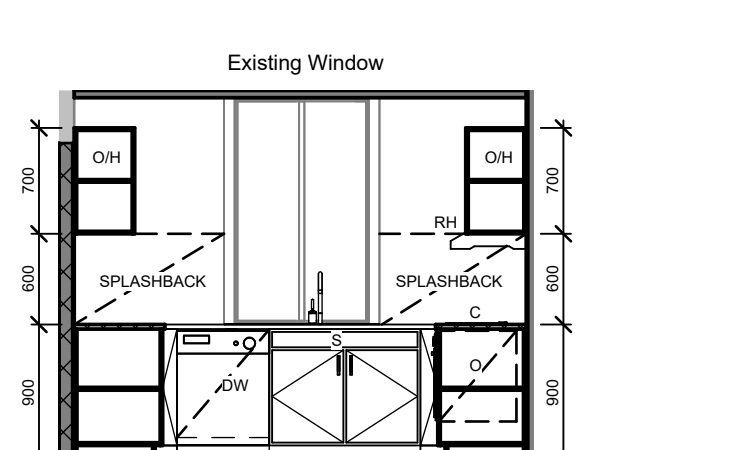
Elevation 05
1:50



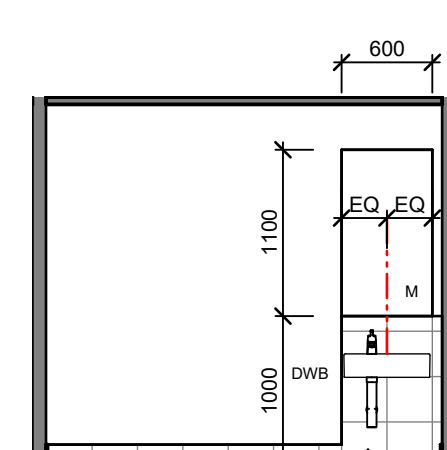
Elevation 07
1:50



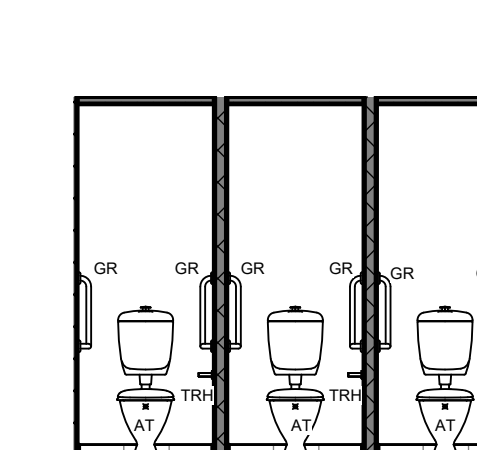
Elevation 02
1:50



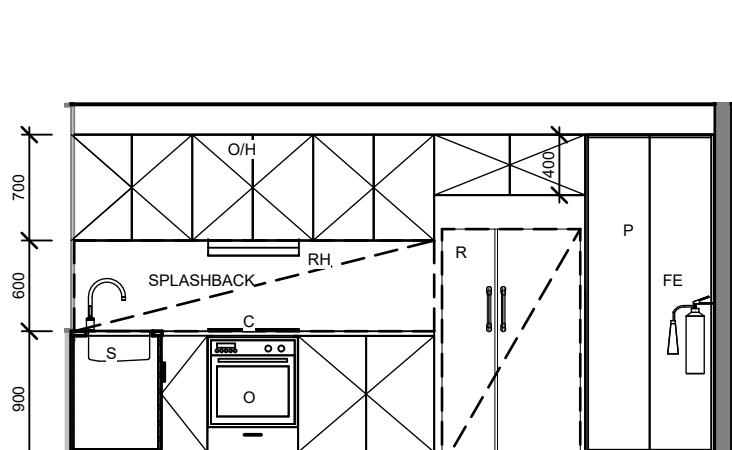
Elevation 08
1:50



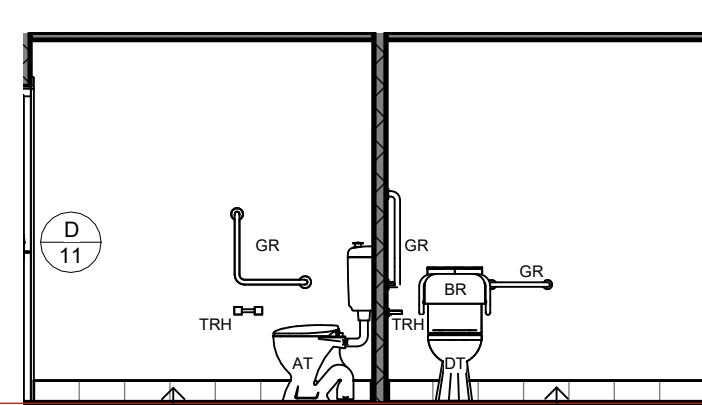
Elevation 03
1:50



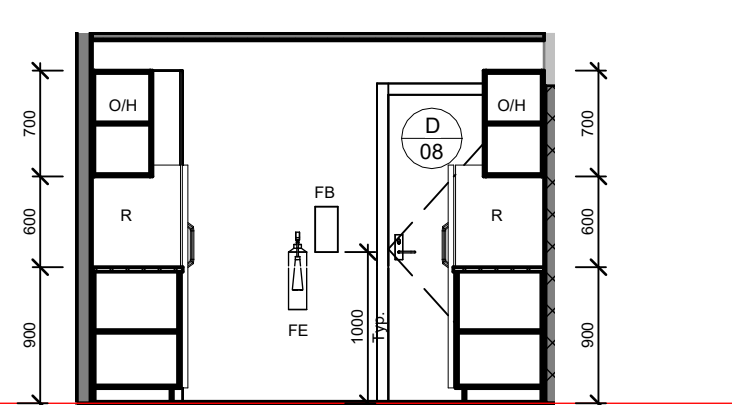
Elevation 06
1:50



Elevation 09
1:50



Elevation 04
1:50



Elevation 10
1:50